

Dissemination of Education for Knowledge Science & Culture"  
-Shikshanmaharshi Dr. Bapuji Salunkhe



**VIVEKANAND COLLEGE,  
KOLHAPUR  
(AUTONOMOUS)**



**AUTONOMY AUDIT: 2019-20**



**REPORT OF EXTERNAL PEER TEAM**

Dr. V. J. Phulari  
Chairman

Dr. R. G. Kulkarni  
Member

Dr. Satish Ghatge  
Member



**REPORT OF THE INSPECTION COMMITTEE (AAA)  
FOR  
THE AUTONOMOUS INSTITUTE**



1. **Name of the College:** Vivekanand College, Kolhapur (Autonomous)  
**Year of establishment:** 1964  
**Telephone: STD Code:** (0231)-2658612  
**Email-id:** info@vivekanandcollege.org  
**Website Address:** www.vivekanandcollege.ac.in  
**Type of Institute:** Autonomous College  
**Location:** Urban  
**Status of INSTITUTE:** Permanent Affiliation  
**UGC 2f/12b Approval:** 8<sup>th</sup> Nov, 2008  
**Government Approval:** 1964  
**Courses taught:** Arts, Commerce, Science, (UG & PG), Professional & Vocational Courses

**2. Name of Academic and Administration audit committee members:**

Sr. No.	Name	Designation	Address
1.	Dr. V. J. Phulari	Chairman	Dept of Physics, Shivaji University, Kolhapur
2.	Dr. R. G. Kulkarni	Member	Smt. Mathubai Garvare Kanya Mahavidyalaya, Sangli
3.	Dr. Satish R Ghatge	Member	Shikshanmaharshi Bapuji Salunkhe College, Karad

**Academic committee's remarks:**

After interacting with all possible stake holders of the college and verifying the physical facilities and documents the committee in light of the above observations states that the following efforts needs to be taken for the academic development of the students and college.

**3. Members who interacted with the committee:**

Sr. No.	Member	Name	Signature
1.	Principal	Dr. R. R. Kumbhar	
2.	IQAC Coordinator	Dr. Shruti M. Joshi	
3.	NAAC Coordinator	Dr. S. R. Kattimani	
4.	COE – EXAM	Dr.G. J. Navathe	
5.	Non-Teaching staff	Mr. C. B. Dodmani	
7.	Any Other	Mr. Raghunath Jog	

1. Details of Student enrolled (Year 2019-20)

Categories	2016-17		2017-18		2018-19		2019-20	
	M	F	M	F	M	F	M	F
SC	283	214	270	246	286	242	316	261
ST	6	12	10	14	10	7	13	5
VJ-A	27	20	29	26	56	41	47	23
NT-B	64	47	64	38	35	42	48	50
NT-C	60	49	66	45	60	32	64	45
NT-D	10	1	3	4	10	4	8	3
OBC	313	279	343	335	337	309	409	385
SEBC	35	20	77	83	-	-	-	-
EWS	32	24	33	24	-	-	-	-
GENERAL	1290	1325	1142	1264	1252	1371	1169	1333
Total	2120	1991	2037	2079	2046	2048	2074	2105

Criteria-I Governance and Policy Making: (20 marks)

Sr.No.	Criteria	Observation	Mark	Marks		Remarks
				Allotted	Obtained	
1.	IQAC In place	Yes	√	2	02	
		No		0		
2.	Whether two meeting were conducted during last year or not?	Yes	√	2	02	
		No		0		
3.	Officers addressing RTI issues	Yes	√	1	01	
		No		0		
4.	Anti-ragging Committee	Yes	√	1	01	
		No		0		



5.	Sexual Harassment Prevention Committee	Yes	√	1	1	
		No		0		
6.	Internal Quality Assurance Cell	Yes	√	1	1	
		No		0		
7.	Whether the AQAR send regularly?	Yes	√	1	1	
		No		0		
8.	Special Cell/Standing Committee	Yes	√	1	1	
		No		0		
9.	Redressal Committee	Yes	√	1	1	
		No		0		
10.	Minutes of Special Cell Standing Committee meetings	Yes	√	1	1	
		No		0		
11.	Purchase Committee	Yes	√	1		
		No		0		
12.	Student Council	Yes	√	1	1	
		No		0		
13.	Minutes of Student council meetings	yes	√	1	1	
		No		0		
14.	Library Committee	Yes	√	1	1	
		No		0		
15.	Development fund Utilization Committee	Yes	√	1	1	
		No		0		
16.	Vision/mission & Goals	Yes	√	3	3	
		No		0		

### Criteria-II Infrastructure and Student Amenities (60 marks)

Sr. No.	Criteria	Observation	Mark	Marks Allotted	Marks Obtained	Remarks
1.	Built up area as per University norms	a. More or as per norms	√	3		
		b. 75% of norms		2	2	
		c. Less than 75% of norms		1		
2.	Adequate well-furnished class rooms as per strength of College Required No:..... Available No:.....	a. Above 75%	√	2	2	
		b. Below 75%		1		
3.	No and size of Laboratory as per university norms Required No of Size:..... Available No of Size:.....	a. Above 75%	√	3		
		b. 50-75%		2	2	
		c. Below 50%		1		
4.	Adequacy of Laboratory	a. Above 80%	√	2		



5.	Number of books added in the Library during last three years.	a. Above 1000	√	3	3
		b. 500-1000		2	
		c. Less than 500		1	
6.	International Journals subscribed (Hard copy/ online)	a. Above 10	√	2	
		b. 5-10		1	1
		c. Below 5		0	
7.	Daily Library usage (% of students doing book transactions) out of total students daily	a. More than 20%	√	2	
		b. 15% -20%		1	1
		c. Less than 15%		0	
8.	Study tour organized during last years	a. 5-8		2	2
		b. 1-4	√	1	
		c. Nil		0	
9.	Principal Cabin with rest room	Yes	√	2	2
		No		0	
10.	Girls Common Room	Yes	√	1	1
		No		0	
11.	Boys Common Room	Yes	√	1	0
		No		0	
12.	Well furnished Staff room	Yes	√	1	1
		No		0	
13.	Strong room	Yes	√	1	1
		No		0	
14.	Store room/ Chemical Storeroom	Yes	√	1	1
		No		0	
15.	Gymkhana	Yes	√	1	1
		No		0	
16.	Seminar Room	Yes	√	1	1
		No		0	
17.	Adequate space for library	Yes	√	1	1
		No		0	
18.	Reading room	Yes	√	1	1
		No		0	
19.	Auditorium	Yes	√	1	1
		No		0	
20.	Girls hostel	Yes	√	1	1
		No		0	
21.	Boys hostel	Yes	√	1	0
		No		0	
22.	Principal Quarter Within campus/ Nearby College	Yes		1	0
		No	√	0	
23.	Adequacy of Toilets for Girls	Yes	√	1	1
		No		0	
24.	Adequacy of Toilets for boys	Yes	√	1	1
		No		0	



25.	Adequacy of Toilets for Staff	Yes	√	1	1
		No		0	
26.	Play ground (Own/Rented)	Yes	√	1	1
		No		0	
27.	Reprographic facility	Yes	√	1	1
		No		0	
28.	Digital Library facility	Yes	√	1	1
		No		0	
29.	Internet facility for Staff	Yes	√	1	1
		No		0	
30.	Internet facility for student	Yes	√	1	1
		No		0	
31.	Departmental library	Yes	√	1	1
		No		0	
32.	Computer facility as per syllabus	Yes	√	1	1
		No		0	
33.	Cafeteria	Yes	√	2	2
		No		0	
34.	Guest house	Yes	√	1	1
		No		0	
35.	Virtual Classroom	Yes	√	2	0
		No		0	
36.	Health center facility with first Aid	Yes	√	1	1
		No		0	
37.	Career Guidance Cell	Yes	√	1	1
		No		0	
38.	Facility of Competitive Exam Cell	Yes	√	1	1
		NO		0	
39.	Placement cell	Yes	√	1	1
		No		0	
40.	Teacher-Guardian Scheme	Yes	√	1	0
		No		0	
41.	Group Insurance facility for students	Yes	√	1	1
		No		0	
42.	NSS facility	Yes	√	1	1
		No		0	
43.	NCC facility	Yes	√	1	1
		No		0	
44.	Indoor-Outdoor game facility	Yes	√	1	1
		No		0	
45.	Book Bank facility	Yes	√	1	1
		No		0	

**Criteria III. Management of Finance**
**(20 marks)**

Sr.No.	Criteria	Observation	Mark	Marks	Marks	Remarks
			√	Allotted	Obtained	
1.	Annual Budget	Yes	√	1	1	
		No		0		
2.	Execution of budget	a. Expenses As per budget	√	2	2	
		b. Less than budget		1		
3.	Receipt/Payment Account	Yes	√	1	1	
		No		0		
4.	Income/Expenditure	Yes	√	1	1	
		No		0		
5.	Balance sheet	Yes	√	1	1	
		No		0		
6.	Cash book	Yes	√	1	1	
		No		0		
7.	Ledger	Yes	√	1	1	
		No		0		
8.	Backward class scholarship record	Yes	√	1	1	
		No		0		
9.	Student Fees register	Yes	√	1	1	
		No		0		
10.	Dead Stock registers	Yes	√	1	1	
		No		0		
11.	Accession register	Yes	√	1	1	
		No		0		
12.	Audit report	Yes	√	1	1	
		No		0		
13.	Compliance of audit report	a. Above 90%	√	2		
		b. Less than 90%		1	2	
14.	Scholarships distributed in time to the concerned students	Yes	√	1	1	
		No		0		
15.	Whether the receipt of Gymkhana fees is fully utilized for the same	Yes	√	2	2	
		No		0		
16.	Whether the receipt of Student aid fund fees is fully utilized for the same	Yes	√	2	2	
		No		0		




**Criteria IV. Administrative Criteria;**
**(30 marks)**

Sr. No.	Criteria	Observation	Mark √	Marks Allotted	Marks Obtained	Remarks
1.	Academic calendar	Yes	√	1	1	
		No		0		
2.	Administrative Calendar	Yes		1	1	
		No	√	0		
3.	Division of work	Yes	√	1	1	
		No		0		
4.	Teaching Plan	Yes	√	1	1	
		No		0		
5.	Office atomization	Yes	√	2	2	
		No		0		
6.	Appointment letters given to all teaching and non-teaching staff	Yes	√	2	2	
		No		0		
7.	Service book record of all staff is updated and maintained in duplicate.	Yes	√	2	2	
		No		0		
8.	Amount toward GPF/ CPF of staff is deposited with concerned office	Yes	√	2	2	
		No		0		
9.	Provision for gratuity of all staff is made by Govt./institution	Yes	√	2	2	
		No		0		
10.	Amount of income tax and professional tax deposited regularly to the concern office	Yes	√	2	2	
		No		0		
11.	Whether the fees charged as per university & Govt. norms	Yes	√	2	2	
		No		0		
12.	Education facility in the college	a. UG,PG & Research	√	3	3	
		b. UG,PG		2		
		c. UG		1		
13.	Education Stream available in the college	a. Multy faculty	√	3	3	
		b. Two faculty		2		
		c. Single faculty		1		
14.	Total strength of the college	a. Above 2000	√	3	3	
		b. 500-2000		2		
		c. Below 500		1		
15.	Whether student General register is maintained	Yes	√	1	1	
		No		0		
16.	Whether seniority list of teaching staff is	Yes	√	1	1	
		No		0		



**Criteria V Academic Criteria:(150 marks)**

Sr. No.	Criteria	Observation	Mark √	Marks Allotted	Marks Obtained	Remarks
<b>A Accreditation (05 marks)</b>						
1.	Accreditation by NAAC	a. Reaccredited	√	5	5	
		b. Accredited		3		
		c. Fresh applied		1		
		d. Not applied		0		
<b>B Human Resource (25 Marks)</b>						
1.	Principal	a. Regular	√	4	4	
		b. In charge (Approved)		2		
		c. In charge (Unapproved)		0		
2.	Physical Director	a. Regular		1	1	
		b. In charge (Unapproved)	√	0		
3.	Number of regular faculty as per university Approved workload Require: Available:	a. 100 %		6	6	
		b. 80%-100%		4		
		c. 60-80%		2		
		d. 40-60%		1		
		e. Below 40%		0		
4.	Whether the post of / Office Superintendent is approved/and filled?	Yes	√	2	2	
		No		0		
5.	Number of Approved Non- Teaching staff Post: Available:	a. 100 %		4	3	
		b. 80%-100%	√	3		
		c. 60-80%		2		
		d. 40-60%		1		
		e. Below 40%		0		
6.	Percentage of Teachers with Ph.D. qualification	a. Above 40 %		4	4	
		b. 31-40%		3		
		c. 21-30%		2		
		d. Up to 20%		1		
		e. Nil		0		
7.	Percentage of Teachers with M.Phil/ SET/NET qualification (Excluding Ph.D)	a. Above 40 %		4	4	
		b. 31-40%		3		
		c. 21-30%		2		
		d. Up to 20%		1		
		e. Nil		0		
<b>C Learning Resources (10 Marks)</b>						
1.	No. of LCD projectors	a. More than 5	√	5	5	
		b. 4		4		
		c. 3		3		
		d. 2		2		
		e. 1		1		
		f. Nil		0		



2.	Faculties self-developed/ readymade PPT/ Flash presentations as a teaching aid	a. More than 50%	√	5	5	
		b. 25-49%		3		
		c. Less than 25%		1		
		d. Nil		0		
<b>D Curriculum Coverage (15 Marks)</b>						
1.	Curriculum covered 1. No. of lectures covered (Max.5M) 2. Theory Subject lesson plan prepared and followed (Max.5M) 3. Industry Study tour/ Practical plan prepared and followed (Max.5M) 4. Student feedback about satisfactory coverage of curriculum (Max.5M)	a. 100%	√	10		
		b. 75-100%		8	8	
		c. 60-75%		5		
		d. Less than 60%		0		
2.	Attendance: Average attendance of theory, practical, and for all periodic tests theory and practical	a. Above 90%	√	3	2	
		b. 75-90%		2		
		c. Below 75%		0		
3.	Assessment of students before university examination	a. Conducted	√	2	2	
		b. Few items Conducted		1		
		c. None Conducted		0		
<b>E Faculty and Student Development (60 Marks)</b>						
1.	Major research Project completed in last 3 years	Three or more	√	3	3	
		Two		2		
		One		1		
2.	Major research project undertaken in last 3 years	Three or more		3	3	
		Two		2		
		One	√	1		
3.	Minor research project completed in last 3 years	a. Four or more	√	2	2	
		b. Between 1-3		1		
		c. Nil		0		
4.	Minor research project undertaken in last 3 years	a. Four or more	√	2	2	
		b. Between 1-3		1		
		c. Nil		0		
5.	No. of research publications in National/international Journal with ISSN Number during last three years	a. 15 and more	√	10	10	
		b. 10-14		5		
		c. Less than 10		2		
		d. Nil		0		




6.	No. of faculty presented papers in symposium/workshop/conference / seminar in last 3 years	a. 15 or more	√	5	5
		b. Between 10-14		3	
		c. Less than 10		1	
		d. Nil		0	
7.	Books published with/without ISBN/ in last 3 years	a. 6 or more	√	3	3
		b. Between 1-5		2	
		c. Nil		0	
8.	No. of consultancy undertaken during last 3 years	a. 6 or more	√	3	
		b. Between 1-6		2	2
		c. Nil		0	
9.	No. of faculties contributed as resource persons at QIP/symposium/workshop/ conference/ seminar in last 3 years	a. 10 or More	√	3	3
		b. Between 5-9		2	
		c. Less than 5		0	
10.	No. of faculties participated in QIP/ symposium/ workshop/	a. 15 or more	√	3	3
		b. Between 10-14		2	
		c. Below 10		0	
11.	No. of faculties deputed for improvement of academic qualification during last 3 years	a. 10% or more	√	3	
		b. Less than 10%		2	2
		c. Nil		0	
12.	No. of QIP/symposium /Workshop/conference /seminar organized at International/National/ State/Regional/University level in last 3 years	a. 9 or more	√	5	5
		b. Between 6-9		3	
		c. Between 1-6		2	
		d. Nil		0	
13.	Experts lectures organized in the college during last 3 years	a. 12 or more	√	5	5
		b. Between 10-12		4	
		c. Between 7-9		3	
		d. Between 4-6		2	
		e. Between 1-3		1	
		f. Nil		0	
14.	No. of faculties received International /National/State/ University level research awards in last 3 years	a. 3 or more	√	5	
		b. 2		3	2
		c. 1		2	
		d. Nil		0	
15.	No. of personality Development program organized for student in last three years	a. 9 or more	√	5	9
		b. Between 6-9		3	
		c. Between 1-3		2	
		d. Nil		0	
<b>F</b>	<b>Result and Placements (25 Marks)</b>				
1.	No. of students in University merit list	a. 3 or more	√	3	3
		b. 2		2	

3.	Average result of final year of last 3 years	a. Above 90%		3	2	
		b. Between 75-90%	√	2		
		c. Between 60-75%		1		
		d. Less than 60%		0		
4.	Campus placement of final year students during last 3 years	a. Above 30%		3	1	
		b. Between 20%-30%		2		
		c. Below 20%	√	1		
		d. Nil		0		
5.	Students going for higher education during last 3 years	a. Above 70%		3	1	
		b. Between 50%-70%		2		
		c. Below 50%	√	1		
		d. Nil		0		
6.	Faculty recognition for guiding research (M.Phil /Ph.D.)	a. 5 or more	√	5	5	
		b. Between 3-5		3		
		c. Between 1-2		1		
		d. Nil		0		
7.	Awards and recognition received for extension activities during last three years by the college	Yes	√	2	2	
		No		0		
8.	Awards and recognition received for extension activities during last three years by the faculty	Yes	√	2	0	
		No		0		
9.	Awards and recognition received for extension activities during last three years by the student	Yes	√	2	0	
		No		0		
<b>G Extracurricular Activities (10 Marks)</b>						
1.	Sports competition organized at National/State level in last 3 years	Yes	√	2	2	
		No		0		
2.	Organization of state level Quiz/Elocution competition in last three years	Yes	√	2	2	
		No		0		
3.	Organization of Youth festival at University level events during last 3 years	Yes	√	2	0	
		No		0		
4.	Organization of NCC/NSS camp at district level during last 3 years	Yes	√	2	0	
		No		0		
5.	Organization of Inter zonal/Zonal sports competitions during last 3 years	Yes	√	2	2	
		No		0		

**Criteria VI Socio - Economic Criteria (20 marks)**

Sr. No.	Criteria	Observation	Mark	Marks Allotted	Marks Obtained	Remarks
1.	Whether alumni association exist or not?	a. Registered		4	4	
		b. Unregistered	√	2		
		c. Not existing		0		
2.	Alumni meet organized once in a year?	Yes	√	2	2	
		No		0		
3.	Contribution of Alumni in development of college (Expert lectures/ Placements/ Funding/ Sponsorship etc.)	a. Multiple activities	√	4	4	
		b. Single activity		2		
		c. No activity		0		
4.	No. of MOU with Industry, Government, NGO or any other organization	a. 3 or more	√	5	5	
		b. Between 1-2		2		
		c. Nil		0		
5.	College organized blood donation camp during last 3 years	a. 2 or more	√	2	2	
		b. 1		1		
		c. Nil		0		
6.	No. of program organized for environmental awareness	a. 3	√	3	3	
		b. 2		2		
		c. 1		1		
		d. Nil		0		



**10. SUMMARY OF MARK DISTRIBUTION FOR INSPECTION**

Sr. No.	Criteria	Allotted marks	Marks obtained
1.	Governance and Policy Making	20	20
2.	Infrastructure and Student Amenities	60	48
3.	Management of Finance	20	19
4.	Administrative Criteria	30	29
5.	Academic Criteria	150	
	A. Accreditation	05	5
	B. Human Resource	25	24
	C. Learning Resources	10	10
	D. Curriculum coverage	15	12
	E. Faculty and Students Development	60	55
	F. Result and Placements	25	14
	G. Extracurricular Activities	10	6
6.	Socio - Economic Criteria	20	20
	<b>TOTAL MARKS</b>	<b>300</b>	<b>262</b>

**Recommendations of the Academic and Administrative audit Committee:**

Student computer ratio should be 1:5.

There should be a boys hostel with minimum intake of 50 students.

Installation of electronic surveillance system.

Grade	Percentage of Marks obtained	Remarks
A	More than 70%	Excellent (Issue letter of appreciation)
B	Between 60 and 70 %	Good
C	Between 50 and 60 %	Satisfactory
D	Between 40 and 50 %	Poor (Issue warning)
E	Less than 40 %	Very poor (Issue show cause notice)

Criteria-I Governance and Policy Making


Criteria-II Infrastructure and Student Amenities

Criteria-III Management of Finance

Criteria-IV Administrative Criteria

Criteria-V Academic Criteria

Criteria-VI Socio-Economic Criteria



(Dr. V. J. Fulari )

**Chairman**



(Dr. R. P. Kulkarni )

**Member**



(Dr. S. R. Ghatge)

**Member**

Place: Kolhapur

Date: 24/12/2021

