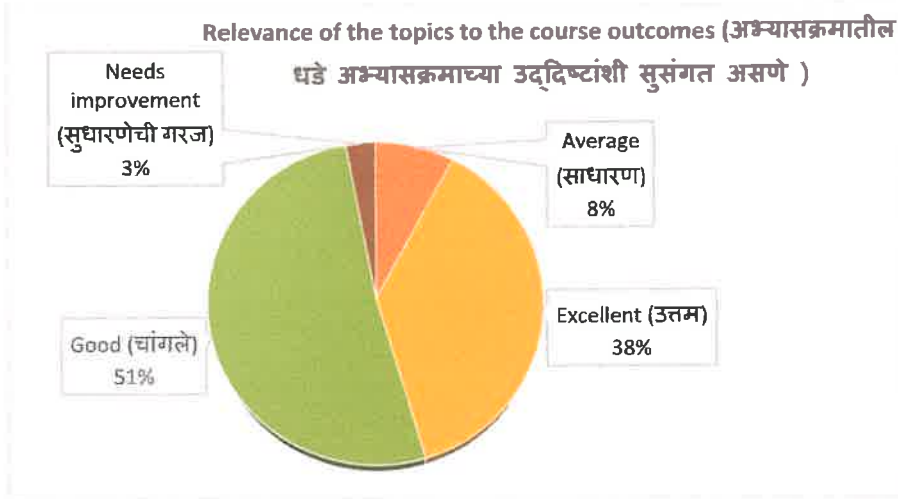


Student Feedback

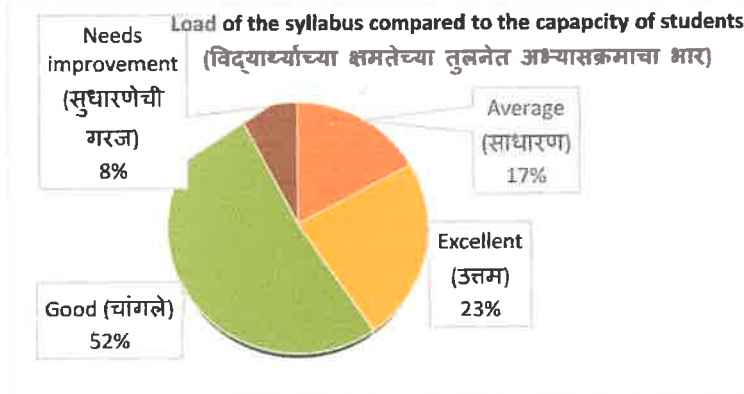
1) Relevance of the topics to the course outcomes (अभ्यासक्रमातील धडे अभ्यासक्रमाच्या उद्दिष्टांशी सुसंगत असणे)

Relevance of the topics to the course outcomes (अभ्यासक्रमातील धडे अभ्यासक्रमाच्या उद्दिष्टांशी सुसंगत असणे)	Percentage of response
Average (साधारण)	7.87%
Excellent (उत्तम)	37.61%
Good (चांगले)	51.60%
Needs improvement (सुधारणेची गरज)	2.92%
Grand Total	100.00%



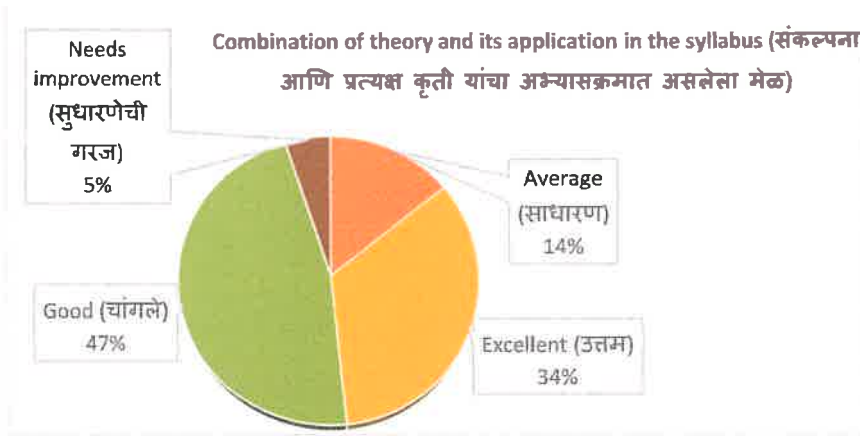
2) Load of the syllabus compared to the capacity of students (विद्यार्थ्यांच्या क्षमतेच्या तुलनेत अभ्यासक्रमाचा भार)

(Load of the syllabus compared to the capacity of students) विद्यार्थ्यांच्या क्षमतेच्या तुलनेत अभ्यासक्रमाचा भार	Percentage of response
Average (साधारण)	17.20%
Excellent (उत्तम)	23.32%
Good (चांगले)	51.90%
Needs improvement (सुधारणेची गरज)	7.58%
Grand Total	100.00%



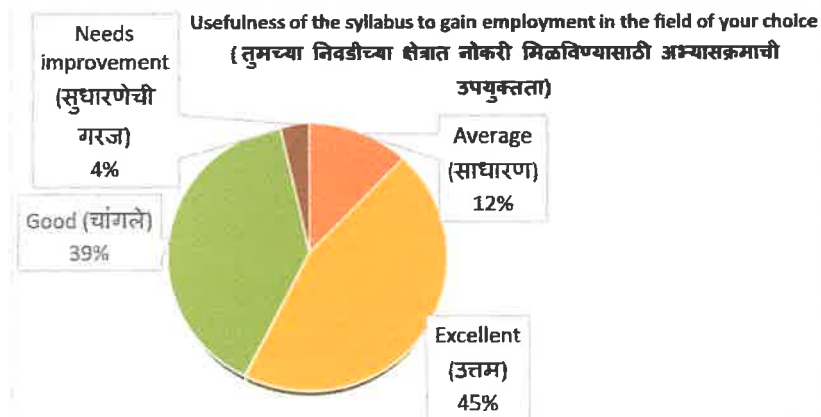
3) Combination of theory and its application in the syllabus (संकल्पना आणि प्रत्यक्ष कृती यांचा अभ्यासक्रमात असलेला मेळ)

Combination of theory and its application in the syllabus (संकल्पना आणि प्रत्यक्ष कृती यांचा अभ्यासक्रमात असलेला मेळ)	Percentage of response
Average (साधारण)	14.29%
Excellent (उत्तम)	34.11%
Good (चांगले)	46.65%
Needs improvement (सुधारणेची गरज)	4.96%
Grand Total	100.00%



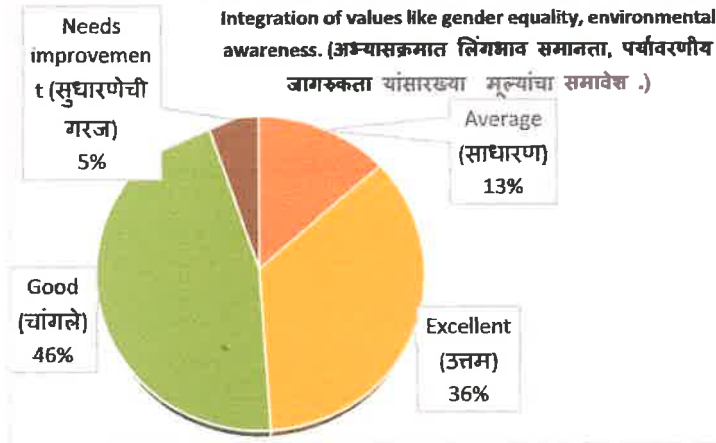
4) Usefulness of the syllabus to gain employment in the field of your choice (तुमच्या निवडीच्या क्षेत्रात नोकरी मिळविण्यासाठी अभ्यासक्रमाची उपयुक्तता)

Usefulness of the syllabus to gain employment in the field of your choice (तुमच्या निवडीच्या क्षेत्रात नोकरी मिळविण्यासाठी अभ्यासक्रमाची उपयुक्तता)	Percentage of response
Average (साधारण)	12.24%
Excellent (उत्तम)	45.19%
Good (चांगले)	39.07%
Needs improvement (सुधारणेची गरज)	3.50%
Grand Total	100.00%



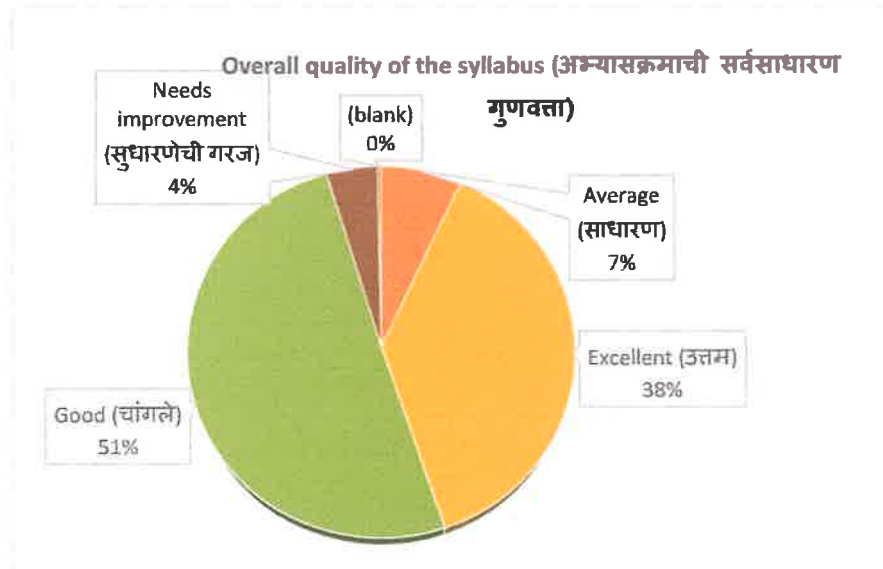
5) Integration of values like gender equality, environmental awareness. (अभ्यासक्रमात लिंगभाव समानता, पर्यावरणीय जागरूकता यांसारख्या मूल्यांचा समावेश .)

Integration of values like gender equality, environmental awareness. (अभ्यासक्रमात लिंगभाव समानता, पर्यावरणीय जागरूकता यांसारख्या मूल्यांचा समावेश .)	Percentage of response
Average (साधारण)	13.41%
Excellent (उत्तम)	35.57%
Good (चांगले)	45.77%
Needs improvement (सुधारणेची गरज)	5.25%
Grand Total	100.00%



6) Overall quality of the syllabus (अभ्यासक्रमाची एकूण गुणवत्ता)

Overall quality of the syllabus	Percentage of response
Average (साधारण)	7.00%
Excellent (उत्तम)	37.90%
Good (चांगले)	50.44%
Needs improvement (सुधारणेची गरज)	4.37%
(blank)	0.29%
Grand Total	100.00%

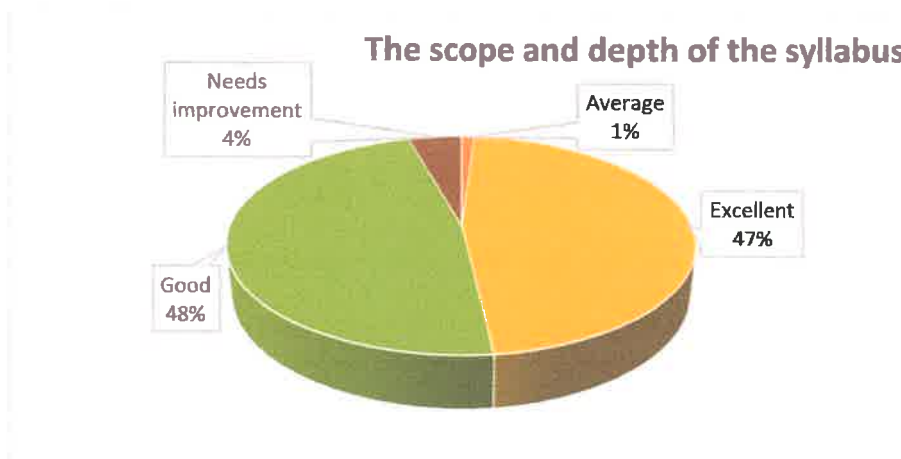




Teacher Feedback

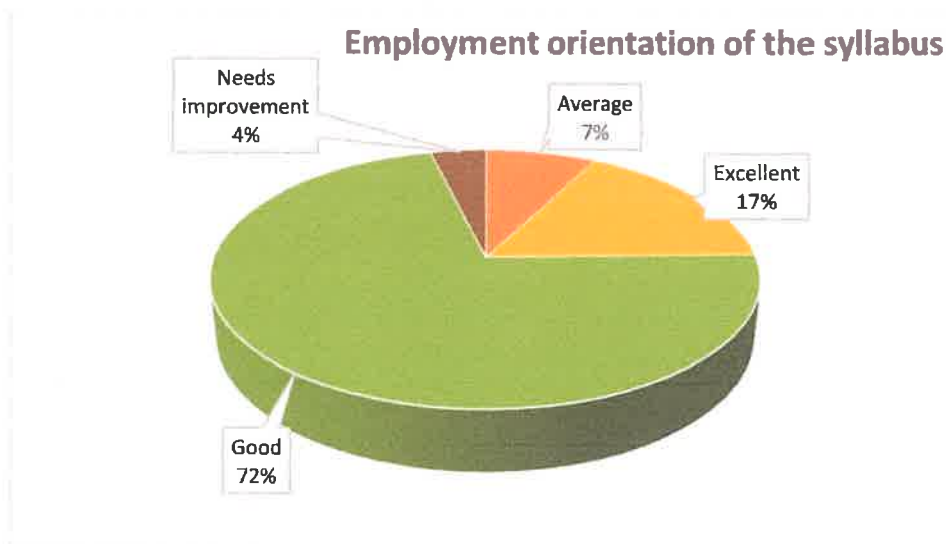
1) The scope and depth of the syllabus

The scope and depth of the syllabus	Percentage of response
Average	1.06%
Excellent	47.08%
Good	47.46%
Needs improvement	4.41%
Grand Total	100.00%



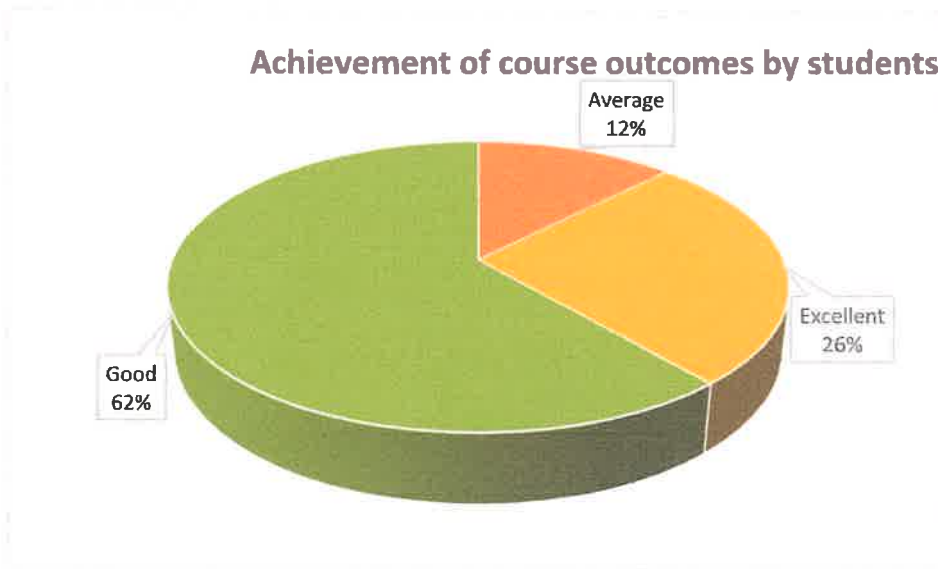
2) Employment orientation of the syllabus

Employment orientation of the syllabus	Percentage of response
Average	7.67%
Excellent	16.90%
Good	71.67%
Needs improvement	3.76%
Grand Total	100.00%



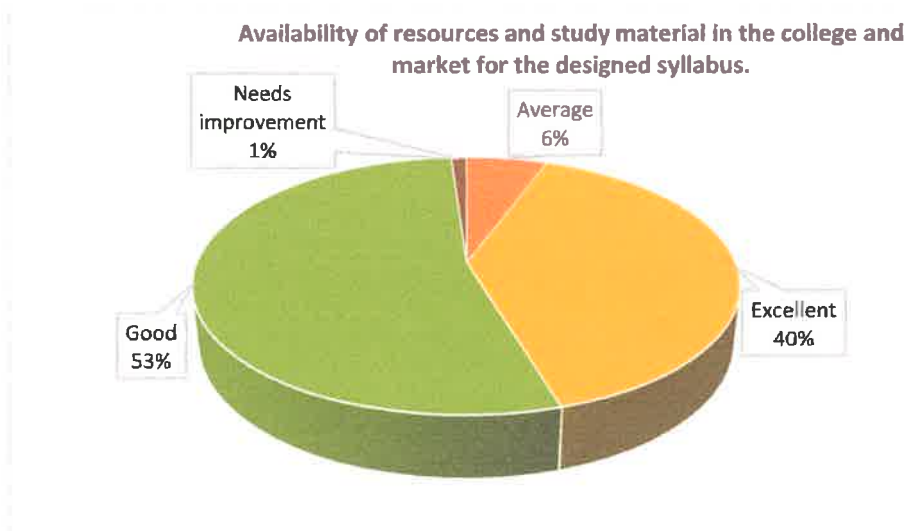
3) Achievement of course outcomes by students

Achievement of course outcomes by students	Percentage of response
Average	12.37%
Excellent	26.24%
Good	61.39%
Grand Total	100.00%



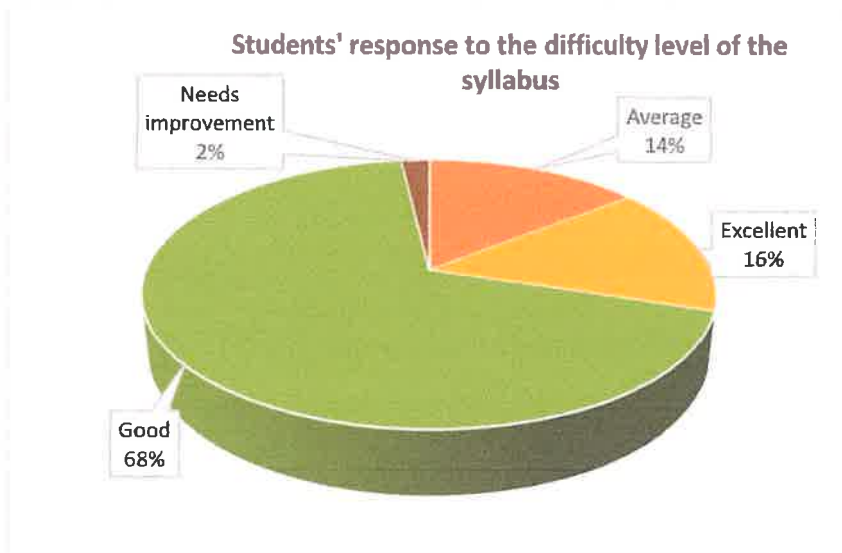
4) Availability of resources and study material in the college and market for the designed syllabus

Availability of resources and study material in the college and market for the designed syllabus	Percentage of response
Average	5.70%
Excellent	39.64%
Good	53.60%
Needs improvement	1.06%
Grand Total	100.00%



5) Students' response to the difficulty level of the syllabus

Students' response to the difficulty level of the syllabus	Percentage of response
Average	14.31%
Excellent	15.46%
Good	68.38%
Needs improvement	1.85%
Grand Total	100.00%



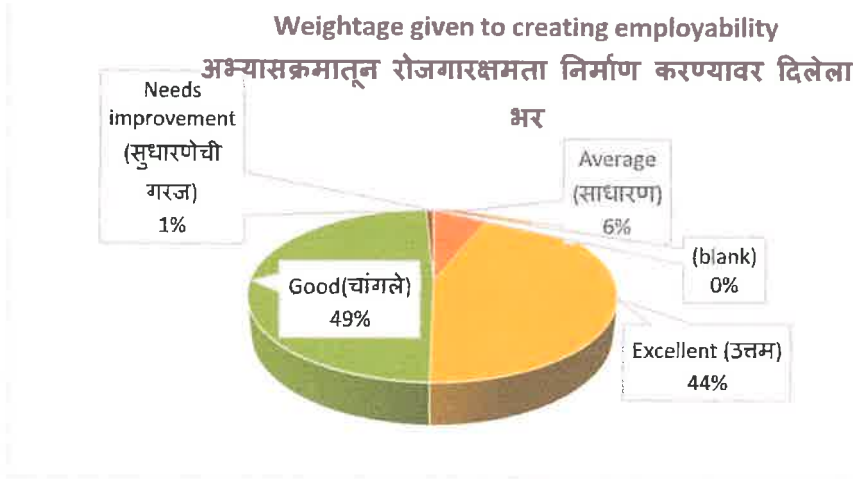
Alumni Feedback



1) Weightage given to creating employability अभ्यासक्रमातून रोजगारक्षमता निर्माण करण्यावर दिलेला भर

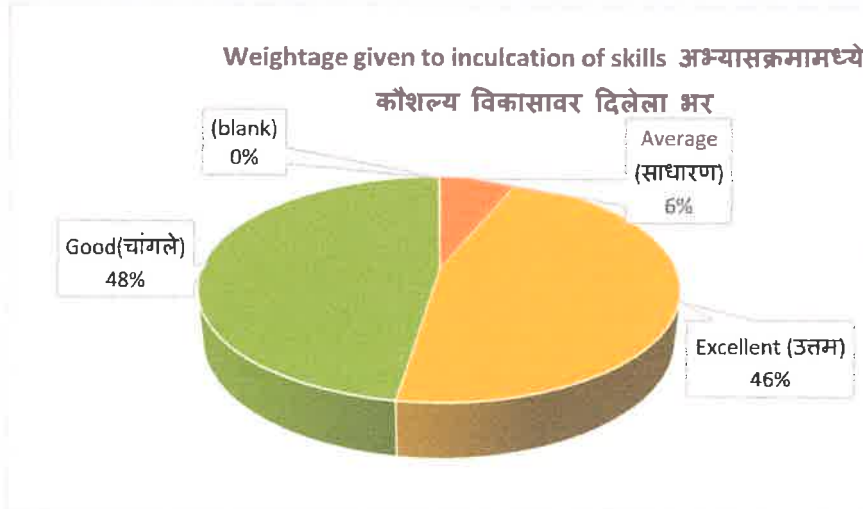
Weightage given to creating employability अभ्यासक्रमातून रोजगारक्षमता निर्माण करण्यावर दिलेला भर

	Percentage of response
Average (साधारण)	6.23%
Excellent (उत्तम)	44.05%
Good(चांगले)	48.90%
Needs improvement (सुधारणेची गरज)	0.74%
(blank)	0.08%
Grand Total	100.00%



2) Weightage given to inculcation of skills अभ्यासक्रमामध्ये कौशल्य विकासावर दिलेला भर

Weightage given to inculcation of skills अभ्यासक्रमामध्ये कौशल्य विकासावर दिलेला भर	Percentage of response
Average (साधारण)	6.31%
Excellent (उत्तम)	46.13%
Good(चांगले)	47.49%
(blank)	0.08%
Grand Total	100.00%



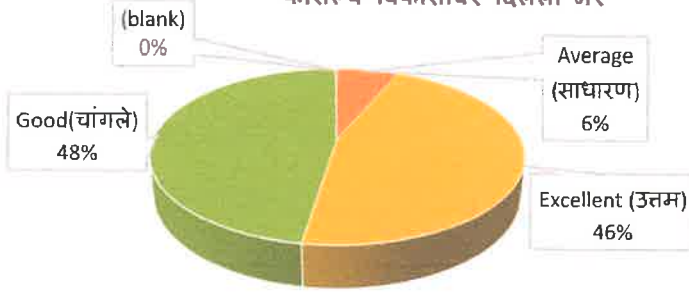


3) Relevance of the Learning Outcomes शैक्षणिक उद्दिष्टांची समर्पकता

Relevance of the Learning Outcomes शैक्षणिक उद्दिष्टांची समर्पकता	Percentage of response
Average (साधारण)	1.32%
Excellent (उत्तम)	46.98%
Good(चांगले)	45.68%
Needs improvement (सुधारणेची गरज)	6.02%
Grand Total	100.00%

Weightage given to inculcation of skills अभ्यासक्रमामध्ये

कौशल्य विकासावर दिलेला भर



4) Inculcation of interest to pursue higher education in the subject विषयातील पुढील

शिक्षण घेण्यासाठी प्रवृत्त करण्याची अभ्यासक्रमात असलेली क्षमता

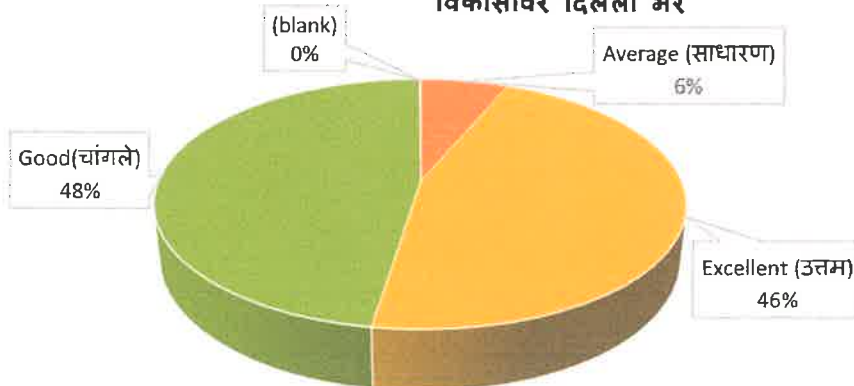
Inculcation of interest to pursue higher education in the subject विषयातील पुढील

शिक्षण घेण्यासाठी प्रवृत्त करण्याची अभ्यासक्रमात असलेली क्षमता

Inculcation of interest to pursue higher education in the subject विषयातील पुढील शिक्षण घेण्यासाठी प्रवृत्त करण्याची अभ्यासक्रमात असलेली क्षमता	Percentage of response
Average (साधारण)	1.92%
Excellent (उत्तम)	49.58%
Good(चांगले)	44.54%
Needs improvement (सुधारणेची गरज)	3.48%
(blank)	0.49%
Grand Total	100.00%

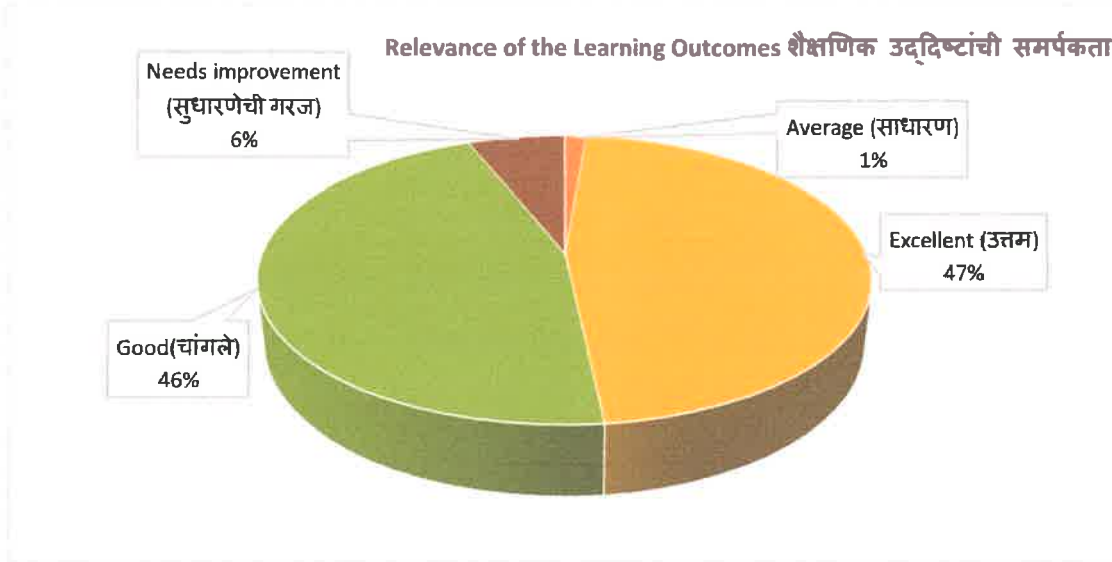
Weightage given to inculcation of skills अभ्यासक्रमामध्ये कौशल्य

विकासावर दिलेला भर



5) **Inculcation of national, environmental and human values through curriculum**
अभ्यासक्रमातून राष्ट्रीय, पर्यावरणविषयक व मानवी मूल्यांची होणारी जपणूक

Percentage of response	Percentage of response
Average (साधारण)	5.47%
Excellent (उत्तम)	47.33%
Good(चांगले)	45.58%
Needs improvement (सुधारणेची गरज)	1.61%
Grand Total	100.00%

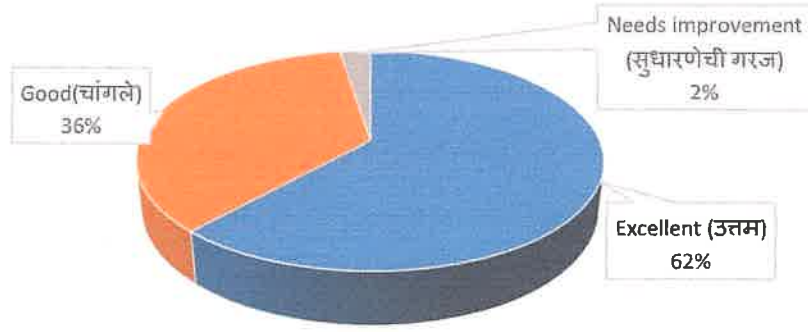


Employer Feedback

- 1) Knowledge base proposed to be created by the curriculum. अभ्यासक्रमातून तयार होणारी ज्ञानाची व्याप्ती

Knowledge base proposed to be created by the curriculum. अभ्यासक्रमातून तयार होणारी ज्ञानाची व्याप्ती	Percentage of response
Excellent (उत्तम)	61.67%
Good(चांगले)	35.83%
Needs improvement (सुधारणेची गरज)	2.50%
Grand Total	100.00%

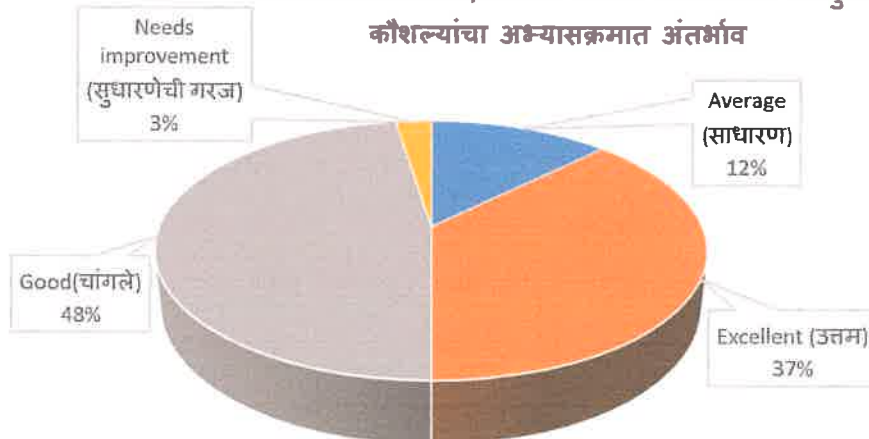
Knowledge base proposed to be created by the curriculum. अभ्यासक्रमातून तयार होणारी ज्ञानाची व्याप्ती



- 2) Relevant skills incorporated in the curriculum. उपयुक्त कौशल्यांचा अभ्यासक्रमात अंतर्भाव

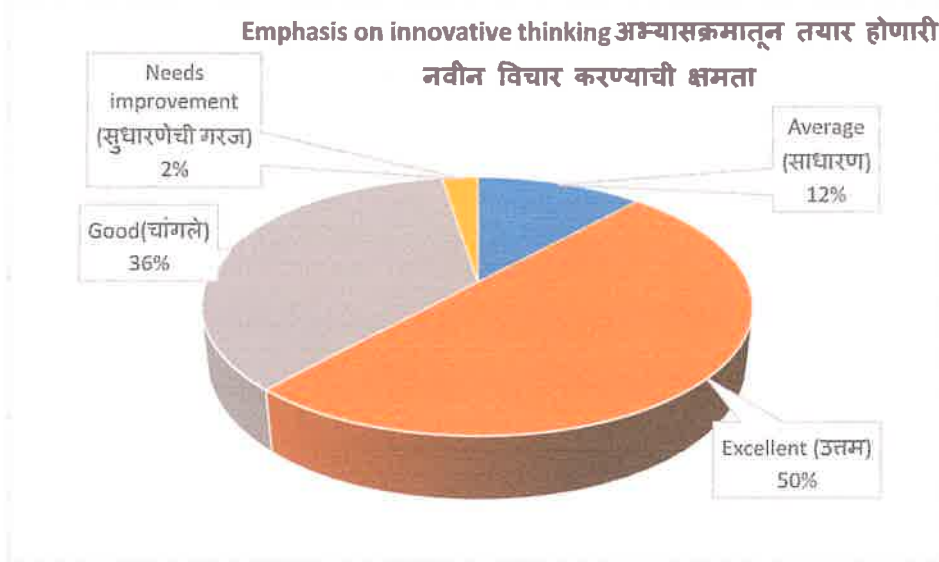
Relevant skills incorporated in the curriculum. उपयुक्त कौशल्यांचा अभ्यासक्रमात अंतर्भाव	Percentage of response
Average (साधारण)	12.50%
Excellent (उत्तम)	37.50%
Good(चांगले)	47.50%
Needs improvement (सुधारणेची गरज)	2.50%
Grand Total	100.00%

Relevant skills incorporated in the curriculum. उपयुक्त कौशल्यांचा अभ्यासक्रमात अंतर्भाव



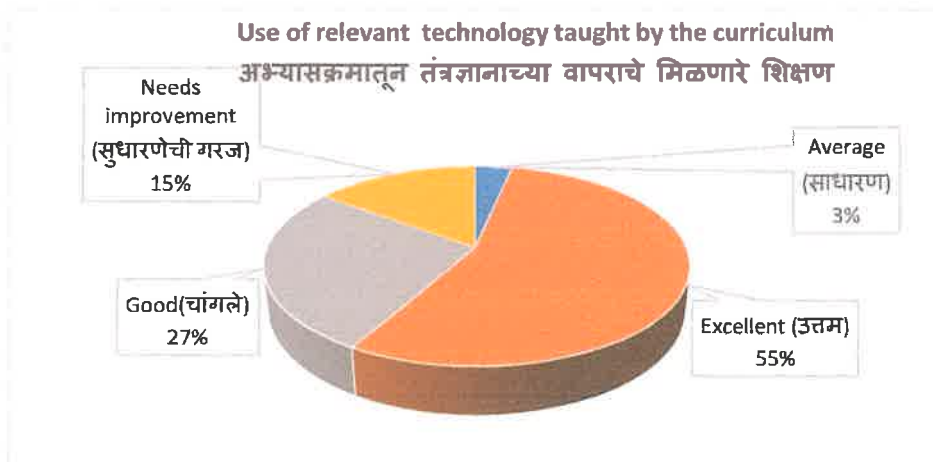
3) Emphasis on innovative thinking अभ्यासक्रमातून तयार होणारी नवीन विचार करण्याची क्षमता

Emphasis on innovative thinking अभ्यासक्रमातून तयार होणारी नवीन विचार करण्याची क्षमता	Percentage of response
Average (साधारण)	11.67%
Excellent (उत्तम)	50.00%
Good(चांगले)	35.83%
Needs improvement (सुधारणेची गरज)	2.50%
Grand Total	100.00%



4) Use of relevant technology taught by the curriculum अभ्यासक्रमातून तंत्रज्ञानाच्या वापराचे मिळणारे शिक्षण

Use of relevant technology taught by the curriculum अभ्यासक्रमातून तंत्रज्ञानाच्या वापराचे मिळणारे शिक्षण	Percentage of response
Average (साधारण)	3.33%
Excellent (उत्तम)	55.00%
Good(चांगले)	26.67%
Needs improvement (सुधारणेची गरज)	15.00%
Grand Total	100.00%

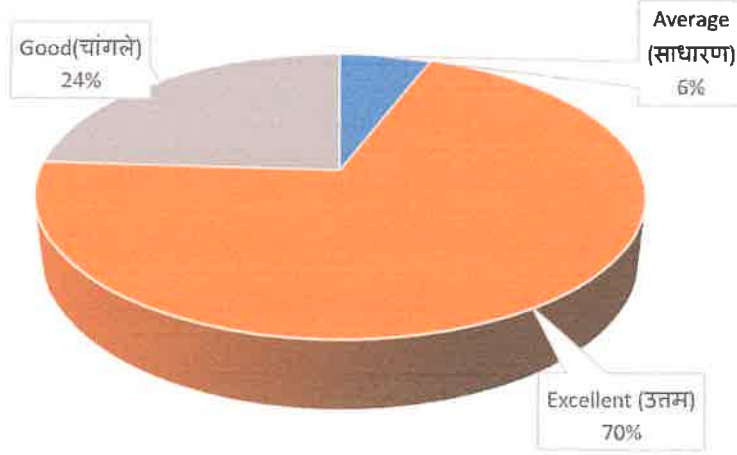




5) Emphasis on values मूल्यशिक्षणावरील भर

Emphasis on values मूल्यशिक्षणावरील भर	Percentage of response
Average (साधारण)	5.83%
Excellent (उत्तम)	70.00%
Good(चांगले)	24.17%
Grand Total	100.00%

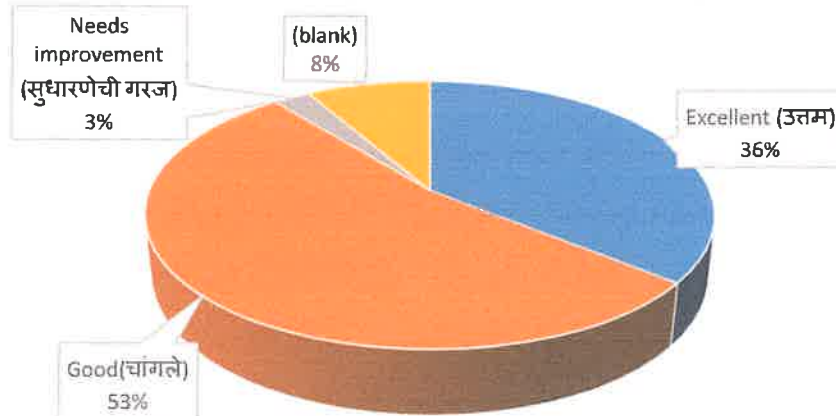
Emphasis on values मूल्यशिक्षणावरील भर



6) Development of professional ethics targeted by the curriculum अभ्यासक्रमातून शक्य असलेला व्यावसायिक मूल्यांचा विकास

Development of professional ethics targeted by the curriculum अभ्यासक्रमातून शक्य असलेला व्यावसायिक मूल्यांचा विकास	Percentage of response
Excellent (उत्तम)	35.83%
Good(चांगले)	53.33%
Needs improvement (सुधारणेची गरज)	2.50%
(blank)	8.33%
Grand Total	100.00%

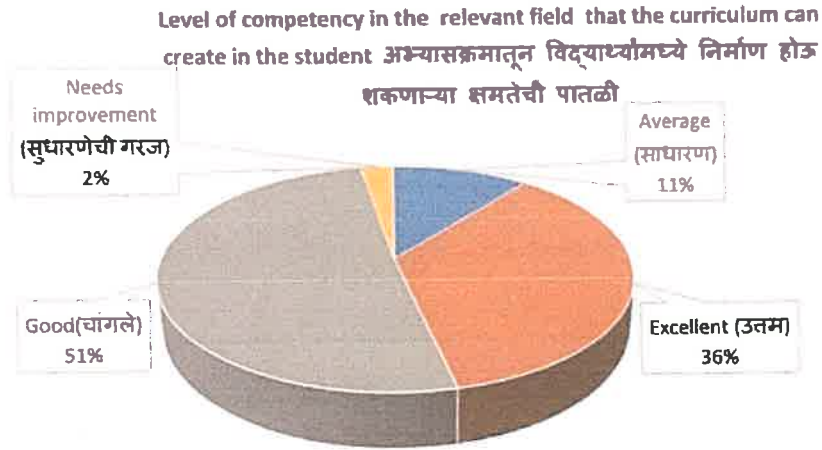
Development of professional ethics targeted by the curriculum अभ्यासक्रमातून शक्य असलेला व्यावसायिक मूल्यांचा विकास






7) Level of competency in the relevant field that the curriculum can create in the student
अभ्यासक्रमातून विद्यार्थ्यांमध्ये निर्माण होऊ शकणाऱ्या क्षमतेची पातळी

Level of competency in the relevant field that the curriculum can create in the student अभ्यासक्रमातून विद्यार्थ्यांमध्ये निर्माण होऊ शकणाऱ्या क्षमतेची पातळी	Percentage of response
Average (साधारण)	10.83%
Excellent (उत्तम)	35.83%
Good(चांगले)	50.83%
Needs improvement (सुधारणेची गरज)	2.50%
Grand Total	100.00%




Dr. R. R. Kumbhar
PRINCIPAL
Vivekanand College
Kolhapur.