

“Education for Knowledge, Science, and Culture”

- Shikshanmaharshi Dr. Bapuji Salunkhe

Shri Swami Vivekanand Shikshan Sanstha's

**Vivekanand College, Kolhapur**  
**(Autonomous)**



KOLHAPUR (AUTONOMOUS)

**REPORT OF THE EXTERNAL PEER TEAM**  
**FOR AUTONOMY AUDIT**

**COMMITTEE**

**Dr. S. R. Ghatge**

Member

**Dr. R. G. Kulkarni**

Member

**Dr. V. J. Fulari**

Chairman

ACADEMIC YEAR 2021-22



**REPORT OF THE EXTERNAL PEER TEAM  
FOR AUTONOMY AUDIT  
VIVEKANAND COLLEGE, KOLHAPUR (AUTONOMOUS)**

**ACADEMIC YEAR (2021-22)**










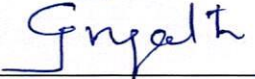

**1. COLLEGE PROFILE:**

1	Name of the College	:	Vivekanand College, Kolhapur (Autonomous)
2	Year of establishment	:	1964
3	Telephone: STD Code	:	(0231)-2658612
4	Email-id	:	info@vivekanandcollege.org
5	Website Address	:	www.vivekanandcollege.ac.in
6	Type of Institute	:	Autonomous College
7	Name of the Principal	:	Dr. R. R. Kumbhar
8	Location	:	Urban
9	Status of INSTITUTE	:	Permanently Affiliated
10	UGC 2f/12b Approval	:	8 <sup>th</sup> Nov, 2008
11	Government Approval	:	1964
12	Courses taught	:	Arts, Commerce, Science, (UG & PG), Professional & Vocational Courses
13	NAAC ACCREDITATION STATUS	:	A Grade with CGPA 3.24 Valid up to 31.12.2023

**2. Name of Academic and Administration audit committee members:**

Sr. No.	Name of the committee Member	Designation	Address
1.	Dr. V. J. Fulari	Chairman	Dept of Physics, Shivaji University, Kolhapur
2.	Dr. R. G. Kulkarni	Member	Smt. Mathubai Garvare Kanya Mahavidyalaya, Sangli
3.	Dr. Satish R Ghatge	Member	Arts & Commerce College, Nagthane

3. Members who interacted with the committee:

Sr. No.	Member	Name	Signature
1.	Principal	Dr. R. R. Kumbhar	
2.	IQAC Coordinator	Dr. Shruti M. Joshi	
3.	NAAC Coordinator	Dr. S. R. Kattimani	
4.	Criterion -I	Ms. Samiksha Farakate	
5.	Criterion -II	Dr. Kailas Patil	
6.	Criterion -III	Dr. Shubhangi Kale	
7.	Criterion -IV	Dr. Gajanan Sontakke	
8.	Criterion -V	Dr. Kavita Tiwade	
9.	Criterion -VI	Dr. Keadar Undale	
10.	Criterion -VII	Dr. Prabhavati Patil for Ms. S. M. Patil	
11.	COE - EXAM	Dr. G. J. Navathe	
12.	Non-Teaching staff	Mr. Raghunath B Jog	



4. Details of Student enrolled (Year 2021-22)

Categories	U.G & P.G.									
	2017-18		2018-19		2019-20		2020-21		2021-22	
	M	F	M	F	M	F	M	F	M	F
SC	270	246	286	242	316	261	313	269	361	298
ST	10	14	10	7	13	5	10	5	10	5
VJ-A	29	26	56	41	47	23	41	34	50	39
NT-B	64	38	35	42	48	50	52	58	64	67
NT-C	66	45	60	32	64	45	63	49	61	65
NT-D	3	4	10	4	8	3	8	4	6	2
OBC	343	335	337	309	409	385	364	350	459	430
SEBC	77	83	-	-	-	-	67	96	49	66
EWS	33	24	-	-	-	-	37	44	37	45
<b>GENERAL</b>	<b>1142</b>	<b>1264</b>	<b>1252</b>	<b>1371</b>	<b>1169</b>	<b>1333</b>	<b>1125</b>	<b>1223</b>	<b>1293</b>	<b>1487</b>

Criteria-I Governance and Policy Making: (20 marks)

Sr.No.	Criteria	Observation	Mark	Marks Allotted	Marks Obtained	Remarks
1.	IQAC In place	Yes	√	2	02	
		No		0		
2.	Whether two meeting were conducted during last year or not?	Yes	√	2	02	
		No		0		
3.	Officers addressing RTI issues	Yes	√	1		
		No		0		
4.	Anti-ragging Committee	Yes	√	1	1	
		No		0	0	

5.	Sexual Harassment Prevention Committee	Yes	√	1	1	
		No		0		
6.	Internal Quality Assurance Cell	Yes	√	1	1	
		No		0		
7.	Whether the AQAR send regularly?	Yes	√	1	1	
		No		0		
8.	Special Cell/Standing Committee	Yes	√	1	1	
		No		0		
9.	Redressal Committee	Yes	√	1	1	
		No		0		
10.	Minutes of Special Cell Standing Committee meetings	Yes	√	1	1	
		No		0		
11.	Purchase Committee	Yes	√	1	1	
		No		0		
12.	Student Council	Yes	√	1		
		No		0	0	
13.	Minutes of Student council meetings	yes	√	1		
		No		0	0	
14.	Library Committee	Yes	√	1	1	
		No		0		
15.	Development fund Utilization Committee	Yes	√	1		
		No		0	0	
16.	Vision/mission & Goals	Yes	√	3	3	16
		No		0		

**Criteria-II Infrastructure and Student Amenities (60 marks)**

Sr.No.	Criteria	Observation	Mark	Marks Allotted	Marks Obtained	Remarks
1.	Built up area as per University norms	a. More or as per norms	√	3		
		b. 75% of norms		2	2	
		c. Less than 75% of norms		1		
2.	Adequate well-furnished class rooms as per strength of College Required No: ... Available No:....	a. Above 75%	√	2	2	
		b. Below 75%		1		

3.	No and size of Laboratory as per university norms Required No of Size:..... Available No of Size:	a. Above 75%	√	3	3	
		b. 50-75%		2		
		c. Below 50%		1		
4.	Adequacy of Laboratory equipment's as per curriculum	a. Above 80%	√	3	3	
		b. 60-80%		2		
		c. Below 60%		1		

5.	Number of books added in the Library during last three years.	a. Above 1000	√	3	3	
		b. 500-1000		2		
		c. Less than 500		1		
6.	International Journals subscribed (Hard copy/ online)	a. Above 10	√	2	2	
		b. 5-10		1		
		c. Below 5		0		
7.	Daily Library usage (% of students doing book transactions) out of total students daily	a. More than 20%	√	2	2	
		b. 15% -20%		1		
		c. Less than 15%		0		
8.	Study tour organized during last years	a. 5-8		2		
		b. 1-4	√	1	1	
		c. Nil		0		
9.	Principal Cabin with rest room	Yes	√	2	2	
		No		0		
10.	Girls Common Room	Yes	√	1	1	
		No		0		
11.	Boys Common Room	Yes	√	1		
		No		0	0	
12.	Well furnished Staff room	Yes	√	1	1	
		No		0		
13.	Strong room	Yes	√	1	1	
		No		0		
14.	Store room/ Chemical Storeroom	Yes	√	1	1	
		No		0		
15.	Gymkhana	Yes	√	1	1	
		No		0		
16.	Seminar Room	Yes	√	1	1	
		No		0		
17.	Adequate space for library	Yes	√	1	1	
		No		0		

18.	Reading room	Yes	√	1	1	
		No		0		
19.	Auditorium	Yes	√	1	1	
		No		0		
20.	Girls hostel	Yes	√	1	1	
		No		0		
21.	Boys hostel	Yes	√	1		
		No		0	0	
22.	Principal Quarter Within campus/ Nearby College	Yes		1		
		No	√	0	0	
23.	Adequacy of Toilets for Girls	Yes	√	1	1	
		No		0		
24.	Adequacy of Toilets for boys	Yes	√	1	1	
		No		0		

25.	Adequacy of Toilets for Staff	Yes	√	1	1	
		No		0		
26.	Play ground (Own/Rented)	Yes	√	1	1	
		No		0		
27.	Reprographic facility	Yes	√	1	1	
		No		0		
28.	Digital Library facility	Yes	√	1	1	
		No		0		
29.	Internet facility for Staff	Yes	√	1	1	
		No		0		
30.	Internet facility for student	Yes	√	1	1	
		No		0		
31.	Departmental library	Yes	√	1	1	
		No		0		
32.	Computer facility as per syllabus	Yes	√	1	1	
		No		0		
33.	Cafeteria	Yes	√	2	2	
		No		0		
34.	Guest house	Yes	≠	1		
		No	√	0	0	
35.	Virtual Classroom	Yes	≠	2		
		No	√	0	0	
36.	Health center facility with first Aid	Yes	√	1	1	
		No		0		
37.	Career Guidance Cell	Yes	√	1	1	
		No		0		
38.	Facility of	Yes	√	1	1	

	CompetitiveExam	NO		0		
39.	Placement cell	Yes	√	1	1	
		No		0		
40.	Teacher-Guardian Scheme	Yes	√	1	1	
		No		0	0	
41.	Group Insurance facility for students	Yes	√	1	1	
		No		0		
42.	NSS facility	Yes	√	1	1	
		No		0		
43.	NCC facility	Yes	√	1	1	
		No		0		
44.	Indoor-Outdoor game facility	Yes	√	1	1	
		No		0		
45.	Book Bank facility	Yes	√	1	1	51
		No		0		

**Criteria- III. Management of Finance \_\_\_\_\_ (20 marks)**

Sr. No.	Criteria	Observation	Mark	Marks Allotted	Marks Obtained	Remarks
			√			
1.	Annual Budget	Yes	√	1	1	
		No		0		
2.	Execution of budget	a. Expenses As per budget	√	2	2	
		b. Less than budget		1		
3.	Receipt/Payment Account	Yes	√	1	1	
		No		0		
4.	Income/Expenditure	Yes	√	1	1	
		No		0		
5.	Balance sheet	Yes	√	1	1	
		No		0		
6.	Cash book	Yes	√	1	1	
		No		0		
7.	Ledger	Yes	√	1	1	
		No		0		
8.	Backward class scholarship record	Yes	√	1	1	
		No		0		
9.	Student Fees register	Yes	√	1	1	
		No		0		
10.	Dead Stock registers	Yes	√	1	1	



		No		0		
11.	Accession register	Yes	√	1	1	
		No		0		
12.	Audit report	Yes	√	1	1	
		No		0		
13.	Compliance of audit report	a. Above 90%	√	2	2	
		b. Less than 90%		1		
14.	Scholarships distributed in time to the concerned students	Yes	√	1	1	
		No		0		
15.	Whether the receipt of Gymkhana fees is fully utilized for the same	Yes	√	2	2	
		No		0		
16.	Whether the receipt of Student aid fund fees is fully utilized for the same	Yes	√	2	2	
		No		0		(20)

**Criteria IV. Administrative Criteria;** \_\_\_\_\_

**(30 marks)**

Sr.No.	Criteria	Observation	Mark √	Marks Allotted	Marks Obtained	Remarks
1.	Academic calendar	Yes	√	1	1	
		No		0		
2.	Administrative Calendar	Yes	√	1	1	
		No	✗	0		
3.	Division of work	Yes	√	1	1	
		No		0		
4.	Teaching Plan	Yes	√	1	1	
		No		0		
5.	Office atomization	Yes	√	2	2	
		No		0		
6.	Appointment letters given to all teaching and non-teaching staff	Yes	√	2	2	
		No		0		
7.	Service book record of	Yes	√	2	2	

	all staff is updated and maintained in duplicate.	No		0		
8.	Amount toward GPF/CPF of staff is deposited with concerned office	Yes	√	2		
		No		0		
9.	Provision for gratuity of all staff is made by Govt./institution	Yes	√	2	2	
		No		0		
10.	Amount of income tax and professional tax deposited regularly to the concern office	Yes	√	2	2	
		No		0		
11.	Whether the fees charged as per university & Govt. norms	Yes	√	2	2	
		No		0		
12.	Education facility in the college	a. UG, PG & Research	√	3	3	
		b. UG, PG		2	.	
		c. UG		1		
13.	Education Stream available in the college	a. Multy faculty	√	3	3	
		b. Two faculty		2		
		c. Single faculty		1		
14.	Total strength of the college	a. Above 2000	√	3	3	
		b. 500-2000		2		
		c. Below 500		1		
15.	Whether student General register is maintained	Yes	√	1	1	
		No		0		
16.	Whether seniority list of teaching staff is maintained & updated	Yes	√	1	1	
		No		0		
17.	Whether seniority list of Non-teaching staff is maintained & updated	Yes	√	1	1	
		No		0		28

Criteria V Academic Criteria:(150 marks)

Sr. No.	Criteria	Observation	Mark √	Marks Allotted	Marks Obtained	Remarks
<b>A Accreditation (05 marks)</b>						
1.	Accreditation by NAAC	a. Reaccredited	√	5	5	
		b. Accredited		3		
		c. Fresh applied		1		
		d. Not applied		0		
<b>B Human Resource (25 Marks)</b>						
1.	Principal	a. Regular	√	4	4	
		b. In charge (Approved)		2		
		c. In charge (Unapproved)		0		
2.	Physical Director	a. Regular		1	1	
		b. In charge (Unapproved)	√	0		
3.	Number of regular faculty as per university Approved workload Require: Available:	a. 100 %		6	4	
		b. 80%-100%		4		
		c. 60-80%		2		
		d. 40-60%		1		
		e. Below 40%		0		
4.	Whether the post of / Office Superintendent is approved/and filled?	Yes	√	2	2	
		No		0		
5.	Number of Approved Non- Teaching staff Post: Available:	a. 100 %		4	3	
		b. 80%-100%	√	3		
		c. 60-80%		2		
		d. 40-60%		1		
		e. Below 40%		0		
6.	Percentage of Teachers with Ph.D. qualification	a. Above 40 %		4	4	
		b. 31-40%		3		
		c. 21-30%		2		
		d. Up to 20%		1		
		e. Nil		0		
7.	Percentage of Teachers with M.Phil/ SET/NET qualification (Excluding Ph.D)	a. Above 40 %		4	4	
		b. 31-40%		3		
		c. 21-30%		2		
		d. Up to 20%		1		
		e. Nil		0		
<b>C Learning Resources (10 Marks)</b>						
1.	No. of LCD projectors	a. More than 5	√	5	5	
		b. 4		4		

22

	c.3		3		
	d.2		2		
	e.1		1		
	f.Nil		0		

2.	Faculties self-readymade PPT/ Flash presentations as a teaching aid	a. More than 50%	√	5	5	<u>10</u>
		b.25-49%		3		
		c. Less than 25%		1		
		d. Nil		0		
<b>D</b>	<b>Curriculum Coverage (15 Marks)</b>					
1.	Curriculum covered					
	1. No. of lectures covered (Max.5M)	a.100%	√	10	10	
	2. Theory Subject lesson plan prepared and followed(Max.5M)	b.75-100%		8		
	3. Industry Study tour/ Practical plan prepared and followed(Max.5M)	c.60-75%		5		
	4. Student feedback about satisfactory coverage of curriculum(Max.5M)	d. Less than 60%		0		
2.	Attendance: Average attendance of theory, practical, and for all periodic tests theory and practical	a. Above 90%	√	3	3	
		b.75-90%		2		
		c. Below 75%		0		
3.	Assessment of students before university examination	a. Conducted	√	2	-	<u>13</u>
		b. Few items Conducted		1		
		c. None Conducted		0		
<b>E</b>	<b>Faculty and Student Development (60 Marks)</b>					
1.	Major research Project completed in last 3 years	Three or more	√	3	3	
		Two		2		
		One		1		
2.	Major research project undertaken in last 3	Three or more		3		
		Two		2		

	years	One	√	1	1	
3.	Minor research project completed in last 3 years	a. Four or more	√	2	2	
		b. Between 1-3		1		
		c. Nil		0		
4.	Minor research project undertaken in last 3 years	a. Four or more	√	2		
		b. Between 1-3		1	1	
		c. Nil		0		
5.	No. of research publications in National/ international Journal with ISSN Number during last three years	a. 15 and more	√	10	10	
		b. 10-14		5		
		c. Less than 10		2		
		d. Nil		0		

6.	No. of faculty presented papers in symposium/ workshop / conference / seminar in last 3 years	a. 15 or more	√	5	5	
		b. Between 10-14		3		
		c. Less than 10		1		
		d. Nil		0		
7.	Books published with/without ISBN/ in last 3 years	a. 6 or more	√	3	3	
		b. Between 1-5		2		
		c. Nil		0		
8.	No. of consultancy undertaken during last 3 years	a. 6 or more	√	3		
		b. Between 1-6		2	2	
		c. Nil		0		
9.	No. of faculties contributed as resource persons at QIP/symposium/ workshop/ conference/ seminar in last 3 years	a. 10 or More	√	3	3	
		b. Between 5-9		2		
		c. Less than 5		0		
10.	No. of faculties participated in QIP/ symposium/ workshop/ seminar/	a. 15 or more	√	3	3	
		b. Between 10-14		2		
		c. Below 10		0		
11.	No. of faculties deputed for improvement of academic qualification during last 3 years	a. 10% or more	√	3	3	
		b. Less than 10%		2		
		c. Nil		0		
12.	No. of QIP/symposium	a. 9 or more	√	5	5	

	/Workshop/conference /seminar organized at International/National /State/Regional/Unive rsity level in last 3 years	b. Between 6-9		3		
		c. Between 1-6		2		
		d. Nil		0		
13.	Experts lectures organized in the college during last 3 years	a. 12 or more	√	5	5	
		b. Between 10-12		4		
		c. Between 7-9		3		
		d. Between 4-6		2		
		e. Between 1-3		1		
		f. Nil		0		
14.	No. of faculties received International /National/State/ University level researchawards in last 3 years	a. 3 or more	√	5	5	
		b. 2		3	3	
		c. 1		2		
		d. Nil		0		
15.	No. of personality Development program organized for student in last three years	a. 9 or more	√	5	5	
		b. Between 6-9		3		
		c. Between 1-3		2		
		d. Nil		0		54
<b>F</b>	<b>Result and Placements (25 Marks)</b>					
1.	No. of students in University merit list in final year in last three years	a. 3 or more	√	3	3	
		b. 2		2		
		c. 1		1		
		d. Nil		0		
2.	No. of students passed in first class and above	a. Above 60%	√	2	2	
		b. Between 30-60%		1		
		c. Below 30%		0		
	Average result of	a. Above 90%		3		
		b. Between 75-90%	√	2	2	
		c. Between 60-75%		1		
		d. Less than 60%		0		
	Campus placement of	a. Above 30%		3		
		b. Between 20%-30%		2		
		c. Below 20%	√	1	1	
		d. Nil		0		
	Students going for	a. Above 70%		3		
		b. Between 50%-70%		2		

	c. Below 50%	√	1	1		
	d. Nil		0			
Faculty recognition for	a. 5 or more	√	5	5		
	b. Between 3-5		3			
	c. Between 1-2		1			
	d. Nil		0			
Awards and	Yes	√	2	2		
	No		0			
Awards and	Yes	√	2	2		
	No		0			
Awards and	Yes	√	2	2		
	No		0			
<u>20</u>						
<b>G</b>	<b>Extracurricular Activities (10 Marks)</b>					
1.	Sports competition organized at National/State level in last 3 years	Yes	√	2	2	
		No		0		
2.	Organization of state level Quiz/Elocution competition in last three years	Yes	√	2	2	
		No		0		
3.	Organization of Youth festival at University level events during last 3 years	Yes	√	2	2	
		No		0		
4.	Organization of NCC/NSS camp at district level during last 2 years	Yes	√	2	2	
		No		0		
5.	Organization of Inter zonal/Zonal sports competitions during last 3 years	Yes	√	2	2	
		No		0		<u>10</u>

**Criteria VI Socio - Economic Criteria(20 marks)**

Sr. No.	Criteria	Observation	Mark	Marks		Remarks
				Allotted	Obtained	
1.	Whether alumni association exist or not?	a. Registered		4	4	
		b. Unregistered	√	2		
		c. Not existing		0		
2.	Alumni meet organized once in a year?	Yes	√	2	2	
		No		0		
3.	Contribution of Alumni in development of college (Expert lectures/	a. Multiple activities	√	4	4	
		b. Single activity		2		
		c. No activity		0		
4.	No. of MOU with Industry, Government, NGO or any other	a. 3 or more	√	5	5	
		b. Between 1-2		2		
		c. Nil		0		
5.	College organized blood donation camp during	a. 2 or more	√	2	2	
		b. 1		1		
		c. Nil		0		
6.	No. of program organized for environmental	a. 3	√	3	3	20
		b. 2		2		
		c. 1		1		
		d. Nil		0		



10. SUMMARY OF MARK DISTRIBUTION FOR INSPECTION

Sr. No.	Criteria	Allotted	Marks
1.	Governance and Policy Making	20	16
2.	Infrastructure and Student Amenities	60	51
3.	Management of Finance	20	20
4.	Administrative Criteria	30	28
5.	Academic Criteria	150	134
	A. Accreditation	05	05
	B. Human Resource	25	22
	C. Learning Resources	10	10
	D. Curriculum coverage	15	13
	E. Faculty and Students Development	60	54
	F. Result and Placements	25	20
	G. Extracurricular Activities	10	10
6.	Socio - Economic Criteria	20	20
	TOTAL MARKS	300	233

11. Recommendations of the Academic and Administrative audit Committee:

Grade	Percentage of Marks obtained	Remarks
✓ A	More than 70%	Excellent (Issue letter of appreciation)
B	Between 60 and 70 %	Good
C	Between 50 and 60 %	Satisfactory
D	Between 40 and 50 %	Poor (Issue warning)
E	Less than 40 %	Very poor (Issue show cause notice)

A Grade - 77.66 % - Excellent

**Criteria-I Governance and Policy Making**

A handbook/compendium of institutional policies need to be prepared & displayed on the college website.

**Criteria-II Infrastructure and Student Amenities**

- All science labs must be updated to form research centers.

- Prepare a boys room.

- The college canteen must provide healthy menu & a menu card with comparative rates be kept.

**Criteria-III Management of Finance**

**Criteria-IV Administrative Criteria**

- Establish international MOUs & collaborations.

**Criteria-V Academic Criteria**

- Placement cell & entrepreneurship development cell must be established & training activities be organized often.

**Criteria-VI Socio-Economic Criteria**



Chairman

(Dr. V. J. Fulari)



Member

(Dr. R. G. Kulkarni)



Member

(Dr. Satish R. Ghatge)

Place: Kolhapur

Date: 24/04/2022