

**Department of Statistics**  
**Project in academic year 2023-24**

Sr. No.	Title of the project	No. of Students	Project Guide
1.	The Coverage, Utilization and Impact of Ayushman Bharat Scheme in Rural Area of Kolhapur District	3	Ms. Pawar V. V.
2.	Statistical Analysis of Multi-Sport in Vivekanand College	1	Mrs. Shinde V. C.
3.	Statistical Study of Postnatal Women	4	Mr. Bhosale A. B.
4.	Statistical Analysis of Challenges Faced by Female Students While Taking Higher Education	3	Mr. Tangawade A. S.
5.	Statistical Analysis of Mental Health Among Students	4	Ms. Makandar A. M.
6.	Survey On Governance Issues & Voting Behaviour	4	Ms. Ransubhe P. V.
7.	Statistical Analysis of Crime Occur in Kolhapur City	4	Ms. Pandhare R. S.
8.	Comparative Study of Facilities between Private Girls Hostel and Government Girls Hostel	3	Ms. Patil R. M.
9.	Understanding Current Level of Awareness and Acceptance towards LGBTQI+ Individuals	4	Ms. Bhosale A. K.



“Dissemination of Education for Knowledge, Science and Culture”

-Shikhanmaharshi Dr. Bapuji Salunkhe



(स्वायत्त) कोल्हापूर

**VIVEKANAND COLLEGE, KOLHAPUR**  
(Empowered Autonomous)

**DEPARTMENT OF STATISTICS**

A PROJECT REPORT ON

**“THE COVERAGE, UTILIZATION AND  
IMPACT OF AYUSHMAN BHARAT SCHEME IN RURAL  
AREA OF KOLHAPUR DISTRICT”**

*Submitted by*

**Miss. Mane Siddhi Bipinkumar  
Miss. Patil Tejaswini Shahajirao  
Miss. Mohite Srushti Pandharinath**

*in partial fulfillment for the award of*

*the degree of*

**BACHELOR OF SCIENCE**

*in*

**STATISTICS**

## CERTIFICATE

This is to certify that,

Sr. No.	Name	Roll No.
1	Siddhi B Mane	8313
2	Srushti P Mohite	8315
3	Tejaswini S Patil	8320

Have satisfactorily completed the project work on “**The Coverage, Utilization and Impact of Ayushman Bharat Scheme in rural area of Kolhapur district**” as a part of skill enhancement course for **B. Sc. III**, prescribed by the Department of Statistics, **Vivekanand College, Kolhapur (Empowered Autonomous)** in the academic year **2023-24**.

This project has been completed under our guidance and supervision. To the best of our knowledge and belief, the matter presented in this project report is original and has not been submitted elsewhere for any other purpose.

  
Project Guide

(Ms. Pawar V. V.)

  
Examiner

  
Head

**HEAD**  
**DEPARTMENT OF STATISTICS (V.)**  
**VIVEKANAND COLLEGE, KOLHAPUR**  
**(EMPOWERED AUTONOMOUS)**

## **AIM & OBJECTIVES**

### **AIM:**

**Analysis of the coverage, utilization, and impact of Ayushman Bharat Scheme.**

### **OBJECTIVES:**

- To study number of households covered under the Ayushman Bharat Scheme out of selected households.
- To examine the utilization and impact of Ayushman Bharat Scheme on covered households under the scheme.
- To compare the awareness about Ayushman Bharat Scheme among three different villages in Kolhapur district.
- To check the proportion of utilization of Ayushman Bharat Scheme. (health card-yes and insurance-yes pairs)
- To study the preferences of people visiting private or govt hospital

## CONCLUSION

- The awareness among people in Savarde and Barve villages (above 90%) is more as compared to Ambap.
- It is observed that the percentage of health card registration is high (above 70%) in Barve and Savarde villages as compared to Ambap
- Among the people who have spent additional amount even after benefiting by Ayushman Bharat scheme were Cardiac patient.
- Majority of diseases can be seen in the age group of 45-60
- People with Individual Health Insurance are more as compared to other health insurance
- Persons in Ambap having insurance are less interested to utilize Ayushman Bharat Scheme.
- People prefer visiting private hospitals than government for diagnosis and treatment.

“Dissemination of Education for Knowledge, Science and Culture”

-Shikhanmaharshi Dr. Bapuji Salunkhe



**VIVEKANAND COLLEGE, KOLHAPUR**  
(Empowered Autonomous)

**DEPARTMENT OF STATISTICS**

**A PROJECT REPORT**  
On

**“STATISTICAL ANALYSIS OF MULTI-SPORTS IN  
VIVEKANAND COLLEGE”**

*Submitted by*

**Ms. Shivani Shivaji Ghatage**

*In partial fulfillment for the award of the degree of*

**BACHELOR OF SCIENCE**

*in*

**STATISTICS**

**2023-24**

“Dissemination of Education for Knowledge, Science and Culture”

-Shikhanmaharshi Dr. Bapuji Salunkhe



(स्वायत्त) कोल्हापूर

**VIVEKANAND COLLEGE, KOLHAPUR**  
**(Empowered Autonomous)**

**DEPARTMENT OF STATISTICS**

**Certificate**

This is to Certify that,


Sr. No.	Name	Roll No.
1	Ms. Shivani Shivaji Ghatage	8307


Have satisfactorily completed the project work on “**STATISTICAL ANALYSIS OF MULTI-SPORTS IN VIVEKANAND COLLEGE**” as a part of skill enhancement course for **B. Sc. III**, prescribed by the Department of Statistics, *Vivekanand College, Kolhapur (Empowered Autonomous)* in the academic year **2023-24**.

This project has been completed under our guidance and supervision. To the best of our knowledge and belief, the matter presented in this project report is original and has not been submitted elsewhere for any other purpose.

  
Project Guide

(Mrs. Shinde V. C.)

  
Examiner



  
Head

(Mrs. Shinde V. C.)  
HEAD

DEPARTMENT OF STATISTICS  
VIVEKANAND COLLEGE, KOLHAPUR  
(EMPOWERED AUTONOMOUS)

## OBJECTIVES

- 1) To analyze the distribution of games by type (e.g. solo & team).
- 2) To check the men's and women's medal count
- 3) To identify the distribution of players (male & female) in streams.
- 4) To check the performance of the player in games (e.g. solo & team).
- 5) To determine the level of game played by the player.



## **OVERALL CONCLUSION**

- ❖ **In all games participation of female players are more than male players but, the winning proportion of medals in male players is larger than female players.**
- ❖ **Most number of players are from science stream.**
- ❖ **In overall, players are interested in solo games as compare to team game.**
- ❖ **We see that most of players are from junior division and also winning percentage is large than senior division.**
- ❖ **As we know the competition of games level by level become hard and by this, we can see here no. of players participation as level wise becoming decrease.**

“Dissemination of Education for Knowledge, Science and Culture”

-Shikhan maharshi Dr. Bapuji Salunkhe



(स्वायत्त) कोल्हापूर

**VIVEKANAND COLLEGE, KOLHAPUR**

**(Empowered Autonomous)**

**DEPARTMENT OF STATISTICS**

**APROJECTREPORT**

**On**

“ statistical analysis of challenges faced by female students while taking higher education”

***Submittedby***

**Miss. Shreya sanjay Rathi  
Miss. Prachi Sanjay Jadhav  
Miss. Sakshi Pandurang Satpute**

***In partial fulfilment for the award of the degree of***

**BACHELOR OF SCIENCE**

***in***

**STATISTICS 2023-24**

“Dissemination of Education for Knowledge, Science and Culture”

-Shikshan maharshi Dr. Bapuji Salunkhe



[स्वायत्त] कोल्हापूर

**VIVEKANAND COLLEGE, KOLHAPUR**

**(Empowered Autonomous)**

**DEPARTMENT OF STATISTICS**

Certificate

This is to Certify that,

Sr. No.	Name	Roll No.	Sign
1	Miss. Shreya sanjay rathi	8322	
2	Miss. Prachi sanjay jadhav	8473	
3	Miss. Sakshi Pandurang satpute	8325	

Have satisfactorily completed the project work on “statistical analysis of challenges faced by female students while taking higher education” as a part of skill enhancement course for **B. Sc. III**, prescribed by the Department of Statistics, *Vivekanand College, Kolhapur (Empowered Autonomous)* in the academic year **2023-24**.

This project has been completed under our guidance and supervision. To the best of our knowledge and belief, the matter presented in this project report is original and has not been submitted elsewhere for any other purpose.

**Project Guide**

**(Mr. Atish Tangawde)**

**Examiner**

**Head**

**(Ms. Pawar V. V.)**  
**HEAD**  
**DEPARTMENT OF STATISTICS**  
**VIVEKANAND COLLEGE, KOLHAPUR**  
**(EMPOWERED AUTONOMOUS)**

# **Aim and objectives**

## **Aim**

**A statistical analysis on problems and challenges faced by girl students in higher education.**

## **Objectives**

- 1.To analyse that the female students are from which area that is rural or urban.
- 2.To Analyse the rate of Problem faced by female students at home and society.
- 3.To analyse Problems faced by female students at college level.
- 4.To analyse the most affecting challenge to female students while taking higher education.
- 5.To analyse the report on government schemes given to girls are known or not.

“Dissemination of Education for Knowledge, Science and Culture”  
-Shikhanmaharshi Dr. Bapuji Salunkhe



**VIVEKANAND COLLEGE, KOLHAPUR**  
(Empowered Autonomous)

**DEPARTMENT OF STATISTICS**

**A PROJECT REPORT**  
**On**

**“STATISTICAL ANALYSIS OF MENTAL  
HEALTH  
AMONG STUDENTS**

*Submitted by*

**Mr. Shipugade Shubham Sarjerao**

**Ms. Gawade Shweta Sanjay**

**Mr. Dhavale Pratik Vijay**

**Ms. Patil Trupti Vijay**

*In partial fulfilment for the award of*

*the degree of*

**BACHELOR OF SCIENCE**

*In*

**STATISTICS**

**2023-24**

“Dissemination of Education for Knowledge, Science and Culture”  
-Shikhanmaharshi Dr. Babuji Salunkhe



(स्वायत्त) कोल्हापूर

**VIVEKANAND COLLEGE, KOLHAPUR**  
**(Empowered Autonomous)**

**DEPARTMENT OF STATISTICS**

**Certificate**

This is to certify that,

Name	Roll No.
Mr. Shipugade Shubham Sarjerao	8329
Ms. Gawade Shweta Sanjay	8306
Mr. Dhavale Pratik Vijay	8304
Ms. Patil Trupti Vijay	8321

Have satisfactorily completed the project work on “STATISTICAL ANALYSIS OF MENTAL HEALTH AMONG STUDENTS” as a part of skill enhancement course for B. Sc. III, prescribed by the Department of Statistics, *Vivekanand College, Kolhapur (Empowered Autonomous)* in the academic year 2023-24.

This project has been completed under our guidance and supervision. To the best of our knowledge and belief, the matter presented in this project report is original and has not been submitted elsewhere for any other purpose.

**Project Guide**

(Ms. Makandar A. M.)

**Examiner**

**Head**

(Mrs. Shinde V. C.)

**HEAD**  
**DEPARTMENT OF STATISTICS**  
**VIVEKANAND COLLEGE, KOLHAPUR**  
**(EMPOWERED AUTONOMOUS)**

## OBJECTIVES

- ✦ To identify the major sources of mental health among students.
- ✦ To determine mental health among students who live in hostel or PG's and that that live in home.
- ✦ Asses the mental health among males and females.
- ✦ To check level of academic stress among the students.
- ✦ To identify various symptoms of stress experienced by the students.



## OVERALL CONCLUSION

- ✦ There are many personal and social factors that leads to mental health among students and have increased beyond comparison. Students appeared mostly stressed by pressure originating from academic and financial situation. The finding revealed that academic stress and financial situation are the major cause of mental health among the students.
- ✦ The finding of this study led us to conclude that the mental health among the males and females are good.
- ✦ The finding of this study leads us to conclude that the mental health among the students who lives in home and hostel/PG's is almost similar.
- ✦ The study revealed that academic stress is mostly affected by the time management of student and competition in the world.
- ✦ There are about 94% students are using social media. And from this 94% students, about 42% students says that mental is affected by the social media platform, 31% students says that mental health is not affected by the social media platform and 27% students can't say about this.
- ✦ Headache and Fatigue are most common symptoms found in the students.
- ✦ It found that students use talking with friends and listening songs to control their stress.

"DISSEMINATION OF EDUCATION FOR KNOWLEDGE, SCIENCE AND CULTURE"

-SHIKHANMAHARSHI DR. BAPUJI SALUNKHE



(स्वायत्त) कोल्हापूर

VIVEKANAND COLLEGE, KOLHAPUR  
(EMPOWERED AUTONOMOUS)

**DEPARTMENT OF STATISTICS**

A PROJECT REPORT  
ON

**"SURVEY ON GOVERNANCE ISSUES & VOTING BEHAVIOUR"**

*Submitted by*

**Ms. Chinmayee Mandar Sabnis  
Ms. Neha Sharad Patil  
Ms. Shreya Santosh Bhudargade  
Ms. Anjali Deelip Mali**

*in partial fulfilment for the award of the*

*degree of*

**BACHELOR OF SCIENCE**

*in*

**STATISTICS**

2023-24

"DISSEMINATION OF EDUCATION FOR KNOWLEDGE, SCIENCE AND CULTURE"

-SHIKHANMAHARSHI DR. BAPUJI SALUNKHE



**VIVEKANAND COLLEGE, KOLHAPUR**

**(Empowered Autonomous)**

**DEAPRTMENT OF STATISTICS**


## Certificate


This is to Certify that,


Sr. No.	Name	Roll No.
1	<b>Ms. Chinmayee Mandar Sabnis</b>	8323
2	<b>Ms. Neha Sharad Patil</b>	8319
3	<b>Ms. Shreya Santosh Bhudargade</b>	8303
4	<b>Ms. Anjali Deelip Mali</b>	8312

Have satisfactorily completed the project work on "SURVEY ON GOVERNANCE ISSUES & VOTING BEHAVIOUR" as a part of skill enhancement course for **B. Sc. III**, prescribed by the Department of Statistics, **Vivekanand College, Kolhapur (Empowered Autonomous)** in the academic year **2023-24**.

This project has been completed under our guidance and supervision. To the best of our knowledge and belief, the matter presented in this project report is original and has not been submitted elsewhere for any other purpose.

**Project Guide**  
  
(Ms. Ransubhe P. V.)

**Examiner**  


**Head**  
  
(Mrs. Shinde V. C.)  
**HEAD**  
**DEPARTMENT OF STATISTICS**  
**VIVEKANAND COLLEGE, KOLHAPUR**  
**(EMPOWERED AUTONOMOUS)**

## **OBJECTIVES**

- To identify voter's priorities on specific governance issues.
- To assess the expectation of voters from the government
- To identify the factors that are influencing voting behavior.
- To assess the level of awareness among citizens regarding key governance issues.
- To assess the expectations from the government and the priorities of voters belonging to different caste categories, wealth categories, age and gender.

## OVERALL CONCLUSION

1)Based on our data, we conclude that better hospitals, empowerment of women, drinking water, school education and better law and order are the top 5 voter's priorities among 17 given priorities.

2) Our study shows that according to voter's priorities governments performance is average to good.

3) The candidate is the most important factor influencing voting behaviour.

4) Maximum voters are aware that distribution of cash or money or gifts are illegal.

5) Gender and wealth category affects the voting behaviour and priorities to different governance issues

“Dissemination of Education for Knowledge, Science and Culture”  
-Shikhanmaharshi Dr. Bapuji Salunkhe



**VIVEKANAND COLLEGE, KOLHAPUR**  
**(Empowered Autonomous)**

**DEPARTMENT OF STATISTICS**

**A PROJECT REPORT**  
**On**

**“STATISTICAL ANALYSIS OF CRIME OCCUR IN**  
**KOLHAPUR CITY”**

*Submitted by*

**Mr. Hardik Dilip Patil**  
**Mr. Sandesh Ashok Sutar**  
**Mr. Sourabh Dadaso Metkari**  
**Mr. Sai Mahesh Shinde**

*In partial fulfilment for the award of*  
*the degree of*

**BACHELOR OF SCIENCE**

*in*

**STATISTICS**

**2023-24**

“Dissemination of Education for Knowledge, Science and Culture”  
-Shikhanmaharshi Dr. Bapuji Salunkhe



[स्वायत्त] कोल्हापूर

**VIVEKANAND COLLEGE, KOLHAPUR**

**(Empowered Autonomous)**

**DEPARTMENT OF STATISTICS**

**Certificate**

This is to certify that,

Sr. No.	Name	Roll No.
1	Mr. Hardik Dilip Patil	8318
2	Mr. Sandesh Ashok Sutar	8331
3	Mr. Sourabh Dadaso Metkari	8314
4	Mr. Sai Mahesh Shinde	8327

Have satisfactorily completed the project work on “STATISTICAL ANALYSIS OF CRIME IN KOLHAPUR CITY” as a part of skill enhancement course for B. Sc. III, prescribed by the Department of Statistics, *Vivekanand College, Kolhapur (Empowered Autonomous)* in the academic year 2023-24.

This project has been completed under our guidance and supervision. To the best of our knowledge and belief, the matter presented in this project report is original and has not been submitted elsewhere for any other purpose.

1  
Project Guide

(Ms. Pandhare R. S.)

Examiner

Head

(Mrs. Shinde V. C.)  
**HEAD**

**DEPARTMENT OF STATISTICS**  
**VIVEKANAND COLLEGE, KOLHAPUR**  
**(EMPOWERED AUTONOMOUS)**

## OBJECTIVES

**Objectives of this project work are as follows:**

- ✚ To determine the overall crime rate in Kolhapur city.
- ✚ To analyse the distribution of crimes by type (e.g. murder/homicide/assault, theft/burglary/robbery/drug related offences, etc.) & identify any trends or patterns.
- ✚ To examine the relationship between crime & demographic factors such as age, gender & area.



## OVERALL CONCLUSION

- ✦ We have studied various attributes related to crime and the observed information is plotted by using graphical tools and using Chi-square test of independence to check the independency between crime and age, gender, area & crime data collected from Shahupuri, Juna Rajwada, Laxmipuri & Rajarampuri Police Stations.
- ✦ Our study shows that robbery type crime occurs maximum than violence type crime
- ✦ In the project study we see that the 93% males and 7% females are involved in crime.
- ✦ Middle age group (i.e. 25 to 30) persons are responsible for such crime.
- ✦ *It is observed that crime data of overall Kolhapur is independent from 'Age' and not independent on 'Area' and 'gender.'*

“Dissemination of Education for Knowledge, Science and Culture”

-Shikhanmaharshi Dr. Bapuji Salunkhe



(स्वायत्त) कोल्हापूर

**VIVEKANAND COLLEGE, KOLHAPUR**  
(Empowered Autonomous)

**DEPARTMENT OF STATISTICS**

**A PROJECT REPORT**

**On**

**“COMPARATIVE STUDY OF FACILITIES BETWEEN PRIVATE  
GIRLS HOSTEL AND GOVERNMENT GIRLS HOSTEL”**

*Submitted by*

**Miss. Gaikwad Sanika Balaso**

**Miss. Singh Sadhana Sanjay**

**Miss. Shinde Pallavi Savanta**

*in partial fulfillment for the award of*

*the degree of*

**BACHELOR OF SCIENCE**

*in*

**STATISTICS**

**2023-24**

“Dissemination of education for Knowledge, Science and Culture”

-Shikhanmaharshi Dr. Babuji Salunkhe



[स्वायत्त] कोल्हापूर

**VIVEKANAND COLLEGE, KOLHAPUR**

**(Empowered Autonomous)**

**DEPARTMENT OF STATISTICS**

## Certificate

This is to Certify that,

Sr. No.	Name	Roll No.
1	Sanika Balaso Gaikwad	8305
2	Pallavi Savanta Shinde	8326
3	Sadhana Sanjay Singh	8330


Have satisfactorily completed the project work on “Comparative Study between Private Girls Hostel and Government Girls Hostel” as a part of skill enhancement course for B. Sc. III, prescribed by the Department of Statistics, *Vivekanand College, Kolhapur (Empowered Autonomous)* in the academic year **2023-24**.

This project has been completed under our guidance and supervision. To the best of our knowledge and belief, the matter presented in this project report is original and has not been submitted elsewhere for any other purpose.

  
24/4/24  
Project Guide

(Ms. R. M. Patil)

  
Examiner

  
Head  
(Ms. Pawar V. V.)

**HEAD**  
DEPARTMENT OF STATISTICS  
VIVEKANAND COLLEGE, KOLHAPUR  
(EMPOWERED AUTONOMOUS)

## OBJECTIVES

- ❖ To compare the facilities such as computers, Wi-Fi, medical and sports in both hostels.
- ❖ To analyse the security measures implemented in both hostels.
- ❖ To evaluate the emergency response systems in both hostels.
- ❖ To examine the rules and regulations governing residents in private and government hostels.
- ❖ To compare the quality of services provided, including cleaning, maintenance, and food services in both hostels.
- ❖ To analyse reviews, complaints, and overall satisfaction levels in both hostels.

## Overall Conclusion

- Overall, survey suggest government girls hostel offer several advantages over private ones, including better study rooms, counselling computer facilities Wi-Fi, lunch, dinner, medical care, room cleaning and complaint response.
- However, private hostels seem to have an edge in scholarships.
- Both seem similar in water usage, parking, and security management.
- As compered to private hostels, mess facility and water supply are better in government hostels.
- Breakfast, Wi-Fi, counselling service, computer facilities should be provided in private girl's hostel.
- In both hostels mess facilities should have more improvement.

"Dissemination of Education for Knowledge, Science and Culture"  
-Shikhanmaharshi Dr. Bapuji Salunkhe



VIVEKANAND COLLEGE, KOLHAPUR  
(Empowered Autonomous)

DEPARTMENT OF STATISTICS

A PROJECT REPORT  
On

"UNDERSTANDING CURRENT LEVEL OF AWARENESS AND  
ACCEPTANCE TOWARDS LGBTQI+ INDIVIDUALS"

*Submitted by*

Miss. Sakshi Shivraj Korgaonkar  
Miss. Reva Sunil Gurav  
Miss. Nikita Dhanaji Sankpal  
Miss. Vaishnavi Vishwanath Parit

*in partial fulfillment for the award*

*of the degree of*

**BACHELOR OF SCIENCE**

*in*

**STATISTICS**

**2023-24**

"Dissemination of Education for Knowledge, Science and Culture"  
-Shikhanmaharshi Dr. Babuji Salunkhe



(स्वायत्त) कोल्हापूर

**VIVEKANAND COLLEGE, KOLHAPUR**

**(Empowered Autonomous)**

**DEPARTMENT OF STATISTICS**

## Certificate

This is to Certify that,

Sr. No.	Name	Roll No.
1	SAKSHI SHIVRAJ KORGAONKAR	8311
2	REVA SUNIL GURAV	8309
3	NIKITA DHANAJI SANKPAL	8324
4	VAISHNAVI VISHWANATH PARIT	8317

Have satisfactorily completed the project work on "Understanding Current Level of Awareness and Acceptance towards LGBTQI+ Individuals" as a part of skill enhancement course for B. Sc. III, prescribed by the Department of Statistics, *Vivekanand College, Kolhapur (Empowered Autonomous)* in the academic year 2023-24.

This project has been completed under our guidance and supervision. To the best of our knowledge and belief, the matter presented in this project report is original and has not been submitted elsewhere for any other purpose.

*Shinde*  
*22/04/2024*  
Project Guide

(Ms. Bhosale A. K.)

*Ashyang*  
Examiner

*Shinde*  
Head

(Mrs. Shinde V. C.)  
**HEAD**  
**DEPARTMENT OF STATISTICS**  
**VIVEKANAND COLLEGE, KOLHAPUR**  
**(EMPOWERED AUTONOMOUS)**



## ► Objectives:

- To determine how many male and how many female are aware about the term LGBTQI+.
- To understand where did the people get the idea of/learnt about LGBTQI+ Individuals.
- To understand how many people accept legalization of same sex marriage.
- To determine what role religion play into shaping people's opinion.
- To determine how knowledgeable people are about legal rights of LGBTQI+ Individuals.
- To determine how many people have taken any action to support LGBTQI+ Individuals.
- To see which age group has more acceptance towards LGBTQI+ Individuals.
- To examine how well people can Accept LGBTQI+ Individuals if they are family/friend members.

## MAJOR FINDINGS

1. Many people are aware about LGBTQI+ individuals. They may not know the term LGBTQI+ but they recognize the individuals by the term Gay, Chhakka, Hijra, Kinnar, etc. also the slang term 'Mithha'.
2. The older generation claimed to know about it through personal experiences (hearing the concept from close friend, family, or watching them), while the maximum newer generation claims to have learnt about the same through social media than personal experiences.
3. When it comes to acceptance towards legalization of same sex marriage, ratio of acceptance of newer generation is greater than that of older generation.
4. It is also seen that religious beliefs had direct and strong influence on shaping people's opinion about LGBTQI+ Individuals.
5. Legal rights of LGBTQI+ Individuals were unknown to many people and also very little population has done things like raising awareness or held events in support of them.
6. The Acceptance level towards LGBTQI+ is seen higher in the youth as compare to older generation and rejection level is seen higher in older generation and that of age group that lies below 18 years.
7. It is also seen that there is not much difference in people's acceptance level when it comes to stranger as well as their family/friend members belonging to LGBTQI+ community.

From Test hypothesis we conclude that:

- I. It is seen that proportion of females and males acceptance level towards LGBTQI+ Individuals is not same.
- II. Based on the data, qualification and acceptance level of LGBTQI+ Individuals is not independent. i.e. Qualification and acceptance of LGBTQ Individuals is dependent.