



"Dissemination of Education for Knowledge, Science and Culture."
- Shikshanmaharshi Dr. Babuji Salunkhe



SHRI SWAMI VIVEKANAND SHIKSHAN SANSTHA'S
VIVEKANAND COLLEGE, KOLHAPUR (EMPOWERED AUTONOMOUS)

2130, 'E' Ward, Tarabai Park,
Tal. Korveer, Dist. Kolhapur - 416 003.
Affiliated to Shivaji University, Kolhapur (M.S.)

NAAC Reaccredited : "A" (CGPA - 3.24 in 3rd Cycle)
College with Potential Excellence by U.G.C., New Delhi
"Star College" by D.B.T. Govt. of India
'SO 9001 - 2015

Ph. : 0231-2658612 Fax : 0231-2658840 Resl. : 0231-2653962 Website : www.vivekanandcollege.ac.in E-mail : info@vivekanandcollege.org

Founder
Dr. Babuji Salunkhe
D.Lit.

President
Hon. Chandrakant Dada Patil
Higher and Technical Education Minister, Maharashtra

Chairman
Prin. Abhaykumar Salunkhe
M.A.

Secretary
Prin. Mrs. Shubhangi Gawade
M.Sc., B.Ed.

Principal
Dr. R. R. Kumbhar
M.Sc., M.Phil., Ph.D.

Teaching English to the Under Privileged (Community Engagement Programme)

1. **Name of Department** : English
2. **Name of Organized Activity** : Teaching English to the Under Privileged
3. **Date/ Duration** : 30/05/2024

4. **Aims and Objectives:**

1. Make students aware of their responsibility as an English Language Expert (here teacher)
2. Give students firsthand experience of teaching English.

5. **No. of beneficiaries** : **Total = 24**


Students	Male	05
	Female	19

6. **Expenditure & funding agency:** Nil

7. **Brief description:** Students of Major English were assigned the task of Teaching English to the underprivileged students in their area. They were given basic training regarding conducting lectures like preparing teaching plans, techniques of teaching English and methods of evaluation. Accordingly they planned and conducted their lectures. They submitted their reports.

Outcomes : 1. Students started thinking Teaching English as a career option
2. They got a real experience of Teaching English
3. They understood the problems faced while teaching English at grass root level.

8. **Photos** : Attached


Ms. Supriya Mohan Patil
Subject Teacher


Dr. Kavita Gawade
DEPARTMENT OF ENGLISH
VIVEKANAND COLLEGE

KOLHAPUR (EMPOWERED AUTONOMOUS)



"Dissemination of Education for Knowledge, Science and Culture."
- Shikshanmaharshi Dr. Bapuji Salunkhe



SHRI SWAMI VIVEKANAND SHIKSHAN SANSTHA'S VIVEKANAND COLLEGE, KOLHAPUR (AUTONOMOUS)

2130, 'E' Ward, Tarabai Park,
Tal. Karveer, Dist. Kolhapur - 416 003.
Affiliated to Shivaji University, Kolhapur (M.S.)

NAAC Reaccredited : "A" (CGPA - 3.24 in 3rd Cycle)
College with Potential Excellence by U.G.C., New Delhi
"Star College" by D.B.T. Govt. of India
ISO 9001 : 2015

Ph. : 0231-2658612 | Fax : 0231-2658840 | Resi.: 0231-2653962 | Website :www.vivekanandcollege.ac.in | E-mail :info@vivekanandcollege.org

Founder
Dr. Bapuji Salunkhe
D.Lit.

President
Hon. Chandrakant Dada Patil
Higher and Technical Education Minister, Maharashtra

Chairman
Prin. Abhaykumar Salunkhe
M.A.

Secretary
Prin. Mrs. Shubhangi Gawade
M.Sc., B.Ed.

Principal
Dr. R. R. Kumbhar
M.Sc., M.Phil., Ph.D.



Day : Tuesday

Date : 28/05/2024



**Ms. Shital Walvekar teaching students at
her hometown, Kerli**



"Dissemination of Education for Knowledge, Science and Culture."
- Shikshanmaharshi Dr. Bapuji Salunkhe



SHRI SWAMI VIVEKANAND SHIKSHAN SANSTHA'S
VIVEKANAND COLLEGE, KOLHAPUR (AUTONOMOUS)

2130, 'E' Ward, Tarabai Park,
Tal. Karveer, Dist. Kolhapur - 416 003.
Affiliated to Shivaji University, Kolhapur (M.S.)

NAAC Reaccredited : "A" (CGPA - 3.24 in 3rd Cycle)
College with Potential Excellence by U.G.C., New Delhi
"Star College" by D.B.T. Govt. of India
ISO 9001 : 2015

Ph. : 0231-2658612 | Fax : 0231-2658840 | Resi.: 0231-2653962 | Website :www.vivekanandcollege.ac.in | E-mail :info@vivekanandcollege.org

Founder
Dr. Bapuji Salunkhe
D.Lit.

President
Hon. Chandrakant Dada Patil
Higher and Technical Education Minister, Maharashtra

Chairman
Prin. Abhaykumar Salunkhe
M.A.

Secretary
Prin. Mrs. Shubhangi Gawade
M.Sc., B.Ed.

Principal
Dr. R. R. Kumbhar
M.Sc., M.Phil., Ph.D.



CEP
Project

27/05/2024
Tuesday



Ms. Dnyaneshwari Patil teaching students at her hometown, Kerli



"Dissemination of Education for Knowledge, Science and Culture."
- Shikshanmaharshi Dr. Bapuji Salunkhe



SHRI SWAMI VIVEKANAND SHIKSHAN SANSTHA'S VIVEKANAND COLLEGE, KOLHAPUR (AUTONOMOUS)

2130, 'E' Ward, Tarabai Park,
Tal. Karveer, Dist. Kolhapur - 416 003.
Affiliated to Shivaji University, Kolhapur (M.S.)

NAAC Reaccredited : "A" (CGPA - 3.24 in 3rd Cycle)
College with Potential Excellence by U.G.C., New Delhi
"Star College" by D.B.T. Govt. of India
ISO 9001 : 2015

Ph. : 0231-2658612 | Fax : 0231-2658840 | Resi.: 0231-2653962 | Website :www.vivekanandcollege.ac.in | E-mail :info@vivekanandcollege.org

Founder
Dr. Bapuji Salunkhe
D.Lit.

President
Hon. Chandrakant Dada Patil
Higher and Technical Education Minister, Maharashtra

Chairman
Prin. Abhaykumar Salunkhe
M.A.

Secretary
Prin. Mrs. Shubhangi Gawade
M.Sc., B.Ed.

Principal
Dr. R. R. Kumbhar
M.Sc., M.Phil., Ph.D.

**Ms. Madhura
Magdum teaching
students at her
hometown, Valiwade**



**Ms. Prachi More
teaching students at
her hometown, Arale**

Page No
Date

Student Name - Tahura. M. Khatik

School Name - Our Home

Roll No - 4322

Std - B. A. Part - I

Date -

ADW

Subject - English
Topic - Common Nouns. $\frac{10}{10}$

Previous Knowledge - Students know about nouns. (naming words).

Teaching Aids - Flashcards, Video

Objectives

- 1) To enable the students to know more about common nouns.
- 2) To enable the students to apply knowledge in day today's situations.
- 3) To enable the students to identify and use common nouns.
- 4) To enable the students to enhance all basic skills.




Content	Teachers Activity	Students Activity
Introduction of the topic	Teacher does the primary activity and starts up discussing about nouns and ask some questions on their previous knowledge	Students always greets Teacher and answered the questions.
Definition of "Common Noun"	Teacher explains about common nouns with the help of flashcards	Students enjoyed the activity
Video	Teacher showed video on common noun on Laptop	Students listen carefully


* Underline the common nouns in the following sentences eg- My sister is reading a newspaper.	Teacher gives sentences to underline the Common Nouns.	Students solve the questions
Evaluation	Teacher evaluate the topic by asking question on common nouns and give homework.	Students answer the questions.
Homework	Teacher gives homework to + Fill in the blanks with suitable common nouns.	Students note down the homework.



Page No _____
Date _____



Page No _____
Date _____



FOR EDUCATIONAL USE

REYNO



VIVEKANAD COLLEGE, KOLHAPUR

Department of English

CEP Project :- Educational Outreach Programme

'Teaching Plan' - 2023-24

Name: Dnyaneshwari Prakash Patil

Roll No: 4209

Exam Seat No: 337705

Subject Teacher: Dr. Shruti Joshi.

sign

Co-ordinator: Supriya Patil.

sign

10
10

14/10

WELL-COME

Index

Serial no.	Content	Page no.	Remark
1)	Method of Teaching	02	
2)	Use of Textbook	02	
3)	Reference books	02	
4)	Self Introduction	02	
5)	Expected Previous knowledge	03	
6)	Statement of Aim	03	
7)	Chart / Table	03	

Teaching Plan

• Introduction :-

Lesson no. :- 05

Text no. :- -

Date :- 26/05/2024 and 27/05/2024

No. :- 9834478184 and 9950354494

Roll No. :- 4209

Student Name :- Dnyaneshwari Prakash Patil.

Guide Name :- Supriya Patil.

School Name :- Radhabai Shinde Primag School.

STD : 3rd

DIV : A

Lecture : 9.am to 10.am

Subject : English Topic to Talk : Poem

Sub. Topic : After School.

1) Method of

- Teaching:
- Read the poem aloud. Have students listen to you as you read the poem aloud.
 - The teacher asks two or three students one by one to recite the poem in the same manner, he has recited.
 - Read the poem again.
 - Consider meaning of the title.
 - Match a picture with a poem.
 - Identify the speaker.

2) Use of TextBooks : Balbharti, poem books etc.

3) Reference Books : E-books

4) Set Introduction :

Teacher's Activities	Students' Activities
- Young twister's, warm up Told meaning of poem	- Enjoyed poem, sang it own. their own.
- Home work. - Questions of day	- Acting, posters on the poem with teachers.

5) Expected Previous

knowledge :

Basic knowledge of English language, Confidence to come forth.

6) Statement of Aim : To make feeling of urge towards learning english.

7) Chart / table :


Content Analysis	Objective & Their Specifications	Teaching Aids
Presentation: The Poem of body parts.	1. Identify the different body parts	Use of video and textbook.
Structure of Presentation : Introduction of body parts through Poem	2. participate Students in loud cheering	Use of book phone.
2. Recitation of body parts	3. To make students exercise and learn body parts enthusiastically.	Use of youtube video.
3. Performing the poem		

Thank you!



CEP Project
26/05/2024
Monday

While Teaching Students



CEP
Project

27/05/2024
Tuesday



During Recap



Students were happy

VIVEKANAND COLLEGE, KOLHAPUR

Department of English

CEP PROJECT : 2023 - 24

Educational Outreach Programme

'Teaching Plan'

NAME: Shital Prakash Walvekar

Roll no: 4292

Exam seat no: 337791

Dr. Shruti Joshi
(Subject teacher)

Supriya Patil.
(Co-ordinator)

WELCOME

Index

Serial no.	Content	page no	Remark
1	Method of Teaching	02	
2	Use of Textbook	02	
3	Reference books	02	
4	Set Introduction	02	
5	Expected Previous knowledge	03	
6	Statement of Aim	03	
7	Chart / Table	03	

Teaching Plan

Introduction:

Lesson No :- 05

Text No :- -

Date :- 28/05/2024 & 29/05/2024

Student Name :- Shital Prakash Walvekar.

Roll no :- 4292

School name :- Radhabai Shinde Primary School

STD :- 3rd

Div :- A

Lecture :- 09 am

10:30 am

Guide Name :- Supriya Patil (Teacher)

Subject :- English

Topic to talk :- Poem

Sub Topic :- 'After School'

1) Method of teaching :-

- Read the poem aloud. Have students listen to you as you read the poem aloud.
- The teacher asks two or three students one by one to recite the poem in the same manner, he has recited. This requires a lot of practice
- Read the poem again.
- Consider meaning of the title
- Identify the speaker
- Match the picture with a poem.

2) Use of Textbooks :-

- Balbharti
- Poem books

3) Reference Books :-

- E-books

4) Set Induction :-

Teacher's Activities	Student's Activities
Young twister's warm up Told meaning of poem	Enjoyed Poem, Sang it own their own.
Home work and Questions of day.	acting on the poem with teacher.

5] Expected Previous :-

Basic knowledge of english language, confidence to come forth.

6] Statement of Aim :-


To make feeling of urge towards learning english profoundly.

7] Chart :-

Content Analysis	Objective & Their Specifications	Teaching Aids
<p>Presentation : The poem of body parts</p>	<p>1. Identify the different body parts</p>	<p>Use of Video and textbook</p>
<p>Structure of presentation</p> <p>1. Introduction of body parts through poem</p>	<p>2. participate students in loud cheering</p>	<p>use of book - phone</p>
<p>2. Recitation of body Parts</p>	<p>3. To make students exercise and learn body parts enthusiastically.</p>	<p>Use of youtube video</p>
<p>3. Performing the poem.</p>		

Thank you --

Students enacted the poem



Day : Tuesday

Date : 28/05/2024



After the class



During the class



Listen and Repeat

Day : Wednesday

Date : 29/05/2024



Both students and the teacher were happy

Student Name: Dravri Sanjay Roll no: 4078
Jadhav

School Name: Vivekanand College, Kolhapur.

Std: B.A - E.Y Div: - Date: 30 May 2024

Subject: English Unit: Grammar

Sub Unit: Parts of Speech, Verb form,

Previous Knowledge: knowledge of parts of body in marathi and english,
knowlege of parts of speech in marathi.

Teaching Aids: Sticky notes, black marker and white board Other Object -
chocolate Marbles, etc.

Guide Name - Supriya Patil Mam.

Reference - Ebook or E-Material of Study.

Objectives: To enable the students to-

1. vocabulary.
2. Guess pictures of Moods, Identify the moods.
- 3.
- 4.

Content	Teachers' Activity	Students' Activity
<ul style="list-style-type: none">- body parts- different Colours- Intro Self Introduction.	<ul style="list-style-type: none">- Warm up & prepar teaching plan	<ul style="list-style-type: none">- Search new words & learn new words.
<ul style="list-style-type: none">- part of speech- alphabets.	<ul style="list-style-type: none">- different objects to use for teaching.	<ul style="list-style-type: none">- Guess pictures answered the name of pictures.
	<ul style="list-style-type: none">- different way to teach the students. Fun with learn.	<ul style="list-style-type: none">- search new words and meaning also. For improve vocabulary


Evaluation: Improve student learning. evaluation helps teachers to identify students' difficulties as well as to detect weaknesses in Programs. Spellings of words like Some name of body parts are difficult to write the students. Two Moods Easy students (Sad, Happy) But another ~~mother~~ Moods is difficult to Guess.

Home Work:

- 1) write spellings of body parts and pictures Draw.
- 2) About me / myself write One page On it.
- 3) Write correct (Missing letter) Make Meaningful word.
- 4) Part of Speech (Example, Definition).

Board Writing

- 1) Fill the correct (Missing letter) Make Meaningful words.
- 2) Guess the pictures (Fruits and Moods) Guess the picture and write the Name of Fruits and Moods.





Nouns

A noun names a person, place, thing, or idea.

Use pictures of the four kinds of nouns.

Examples: boy, sun, cat, apple, love.

Examples: person, place, thing, idea.

Examples: boy, sun, cat, apple, love.

Examples: boy, sun, cat, apple, love.

Examples: boy, sun, cat, apple, love.

You can also add an apostrophe to make a noun possessive. A possessive noun shows ownership. In the phrase *John's dog*, the adjective tells you the dog belongs to John.

Verbs

A verb is a word that shows action. It can also be a word that links a noun to another noun. Action verbs can be past, present, or future tense.

Past Tense
I washed my car yesterday.

Present Tense
I am cleaning my room right now.

Future Tense
I will clean my room soon.

Most of the time you can add -ed to a verb to make a past tense. Sometimes, verbs are irregular and you have to change the spelling.

Present Tense
I clean
you clean
he cleans
she cleans
it cleans
we clean
you clean
they clean

Irregular Past Tense
I swam
you swam
he swam
she swam
it swam
we swam
you swam
they swam

Adjectives

An adjective is a word that describes a noun. It can describe a full object.

Examples: big, small, happy, tall, fine, blue, cute, old, new, green, soft, round, smooth, hot, cold, hard, soft, long, short, fat, thin, young, old, pretty, ugly, funny, serious.

Indicative
The dog is brown.

Comparative
The dog is bigger than the cat.

Superlative
The dog is the biggest animal I know.

Adverbs

An adverb tells how, when, or how often about a verb or another word.

The usually verb tells you how.

Examples: quickly, slowly, loudly, softly, often, never, usually, always.

The dog tells you when.

Examples: yesterday, today, tomorrow, next week, last year, every day, sometimes.

Adverbs usually tell:

HOW (quickly, slowly, loudly, softly)

WHEN (yesterday, today, tomorrow)

WHERE (here, there, everywhere, nowhere)

Pronouns

A pronoun is a word that takes the place of a noun.

For example:

You can replace *John* with the pronoun *he*.

You can replace *John's dog* with the pronoun *his*.

Pronouns can be:

I (the subject of the sentence)

you (the subject of a sentence)

me, **you**, **he**, **she**, **it**, **us**, **them**.

his, **her**, **his**, **her**, **its**, **their**.

Examples: *John* likes his dog. *She* likes her dog. *It* likes its dog. *We* like our dog. *They* like their dog.

Conjunctions

A conjunction connects words, phrases, and sentences. There are coordinating, subordinating, and compound conjunctions.

There are seven coordinating conjunctions:

FANBOYS (For, And, Nor, But, Or, Yet, So)

Examples of FANBOYS in sentences:

For You can get the book off the shelf **for** you can't reach it.

And I went to the park **and** went down the slide.

Nor Mike didn't like the dog in the house, **nor** did he like the girl in the yard.

But The teacher wanted me to go to the party, **but** he was too busy to go.

Or We need to go to the store, **or** we need to go to the bank.

Yet People say the dog is barking, **yet** they can't hear the bark.

So It is raining, **so** we can't go outside.

Prepositions

A preposition tells a noun or pronoun to show the path of a movement. They also usually go between words.

Examples: to, on, under, behind, near.

A prepositional phrase gives the information about a sentence. It is not a sentence all by itself but helps the reader understand what is going on in the sentence.

The train went across the bridge.

The woman drove into the water.

The cat sat on the top of the table.

The dog ran across the back of the car.

We sat on the ground under the tree.

Interjections

Interjection words are usually one or two words that show surprise, excitement, or feeling.

WOW! (surprise), **HI!** (greeting), **OK!** (agreement), **EER!** (warning).

Interjections help the author set the tone of the sentence.

Interjections that show emotion: Wow! Great! Beautiful! Amazing!

Interjections that are greetings: Hello! Hi! Hey!

Interjections that are warnings: Watch out! Careful! Be careful!

Articles

An article helps tell the reader how to use a noun. There are three types of articles: definite and indefinite.


a, **an**, **the**

a I will bring a book to school tomorrow.

an I found an interesting story on TV.

the The dog ran across the back of the car.







Personal Pronouns

