Vivekanand College, Kolhapur

(An Empowered Autonomous Institute)

Department of Electronics

Notice

Date: 26.09.2025

All the students of B.Sc. II **Major Electronics** are hereby informed that their internal examination for Semester III will be conducted in offline mode as per given schedule.

Course Code	Course title	Marks	Date	Time
2DSC03ELE31	Analog and Digital Communication	10	Wednesday, 01.10.2025	03:00 pm-03:45 pm
2DSC03ELE32	Microprocessor 8085	10		03:45 pm-04:30 pm

VIVEKANAND COLLEGE KOLHAPUR (Empowered Autonomous) ESTD JUNE 1964

(Dr. C. B. Patil)
HEAD
DEPARTMENT OF ELECTRONICS
VIVEKANAND COLLEGE, KOLHAPUR
(EMPOWERED AUTONOMOUS)

Vivekanand College, Kolhapur

(An Empowered Autonomous Institute)

Department of Electronics

Notice

Date: 26.09.2025

All the students of B.Sc. II **Minor Electronics** are hereby informed that their internal examination for Semester III will be conducted in offline mode as per given schedule.

Course Code	Course title	Marks	Date	Time
2MIN03ELE31	Principles of Electronic Communication	10	Friday, 03.10.2025	03:00 pm-03:45 pm
2MIN03ELE32	Architecture of 8051 Microcontroller	10		03:45 pm-04:30 pm

VIVEKANAND COLLEGE KOLHAPUR (Empowered Autonomous) ESTD JUNE 1964

(Dr. C. B. Patil)
HEAD
DEPARTMENT OF ELECTRONICS
VIVEKANAND COLLEGE, KOLHAPUR
(EMPOWERED AUTONOMOUS)

Vivekanand College, Kolhapur
(An Empowered Autonomous Institute)

B.Sc. - II Sem -III **Major Electronics Internal Exam Attendance Sheet 2025-26**

Sr No	Roll No	Student Name	Date: 01/10/2025 03:00 to 03:45 pm	Date: 01/10/2025 03:45 to 04:30 pm
	7993		2DSC03ELE31	2DSC03ELE32
1	7977	PATIL RAJWARDHAN SHRIRAM	Patil	Patil
2	7759	SHINDE SHREEYASH FIROJ		
3	7760	KOLI SAMIKSHA SANTOSH	Koli	Koli
4	7761	SUTAR SHRUTI ANANDA		
5	7762	RATHOD LAXMI MACHHINDRA	L.M.Rathod	L.M.Rathod
6	7977	HAVALDAR HARSHA BALASO		
7	7986	PATIL AMIT SADASHIV	-A-	-A-
8	7987	KOLI SAMARTH BALASAHEB	S.B.Koli	S.B.Koli
9	7988	METHE NIKHIL KRISHNAT		

Teacher Incharge P.R. Bagade

VIVEKANAND COLLEGE KOLHAPUR (Empowered Autonomous) ESTD JUNE 1964

Vivekanand College, Kolhapur

(An Empowered Autonomous Institute)

B.Sc. II (SEM-III) Minor Electronics Internal Exam Attendance Sheet 2025-26

Sr No	Roll No	Student Name	Date: 04/10/2025 03:00 to 03:45 pm	Date: 04/10/2025 03:45 to 04:30 pm		MP
			2MIN03ELE31	2MIN03ELE32		
1	7712	KUMBHAR ADITI SANDIP			3	2
2	7713	POWAR SAMRUDDHI KRUSHNAT			01	3
3	7714	DIXIT SAMRUDDHI SATYA			8	3
4	7715	MANE DINESH DATTATRAY	-A-	-A-	Ab	AL
5	7716	PATIL ANUSHKA JINGONDA			5	5
6	7763	CHANDREKAR VIGHNESH RAJESH			9	6
7	7764	JOHAR ADARSH RAVINDRA			5	7
8	7765	KUMBHAR JAYDEEP SHANKAR			3	7
9	7766	KUWALEKAR KOUSTUBH BHASKAR			6	8
10	7767	LOKHANDE APURVA DILIP			3	7
11	7768	MALAGE PRATIKRAJ JAYKUMAR			4	7
12	7769	MANE AVIRAJ BALKRISHNA			6	7
13	7770	MASARANKAR SAMIKSHA GOVIND			7	7
14	7771	MOHITE ARJUN KIRAN			2	7
15	7772	PATIL ADITYA SHIVAJI			2	4
16	7773	RAUT SIDDHI SHIVAJI			2	4
17	7774	THORAWADE SHIVRAJ RAMCHANDRA	S.R. Thorawade	S.R. Thorawade	2	6
18	7775	CHOUGALE AYUSH BALAVANT			5	8
19	7776	KAMAT SHRIVEN SANDIP			6	8
20	7777	KUMBHAR GOURI TANAJI			9	7
21	7778	KUMBHAR SIDDHI UDAY			6	7
22	7779	PATIL AISHWARYA BABASO			9	7
23	7780	SHINDE ANNADA SURAJ			8	4
24	7781	KIRAMATE SAKSHI SURESH			6	4
25	7782	SATARMEKAR NIDA NISARAHAMAD			4	4
26	7705	PRANALI RAMEH GAIKWAD			3	5
27	7993	Patil Rajwardhan Shriram			6	4

P.R. Bugade.

Teacher Incharge 1

VIVEKANAND COLLEGE KOLHAPUR (Empowered Autonomous) ESTD JUNE 1964

Teacher Incharge 2

Vivekanand College, Kolhapur

(An Empowered Autonomous Institute)

Internal Examination 2025-26

B.Sc. Part- II (Electronics) (Sem-III)

Course Code: DSC-V: 2DSC03ELE31

Course Name: Analog and Digital Communication

Date: 01/10/2025 Marks: 10

Q.1) Select most correct alternatives for the following (one mark each) **[2 Marks]**

1. TV broadcasting is example of ---------- communication.

   A) Full duplex B) Half duplex

   C) Simplex D) Both A and B

2. In any communication system, the S/N ratio should be ----------

   A) As low as possible B) As high as possible

   C) Infinite D) None of these

Q.2) Attempt any TWO (Four marks each) **[8 Marks]**

1. Explain the terms simplex and duplex communication with example.
2. Define the noise. What is mean by external noise? Describe its different types.
3. Define Demodulation. Explain the working of AM diode detector

---**********---

VIVEKANAND COLLEGE KOLHAPUR (Empowered Autonomous) ESTD JUNE 1964

Vivekanand College, Kolhapur

(An Empowered Autonomous Institute)

Internal Examination 2025-26

B.Sc. Part- II (Electronics) (Sem-III) Course Code: 2DSC03ELE32

Course Name: Microprocessor 8085

Date: 01/10/2025 **Marks:** 10

Q.1) A. Select correct alternative (one mark each) (02)

i) The 8085 is _____ bit register.

a) 8 b) 16 c) 32 d) 64

ii) _____ is a memory pointer register.

a) Flag b) SP c) PC d) D-E

Q. 2) Attempt any two (4 marks each) **(08)**

i) Interface 2764 EPROM memory chip with 8085 microprocessor.

ii) Explain the Flag register of 8085.

iii) Explain any two arithmetic instructions with suitable examples.

****

VIVEKANAND COLLEGE KOLHAPUR (Empowered Autonomous) ESTD JUNE 1964

Vivekanand College, Kolhapur

(An Empowered Autonomous Institute)

Internal Examination March-2026

B.Sc. Part- II (Electronics) (Sem-III)

Course Code & Name: MIN03ELE31 (Principles of Electronic Communication)

Date: Marks: 10

Q.1) Select most correct alternatives for the following (one mark each) **[2 Marks]**

1. Communication through walky-talky is a ----------
   A) Full duplex B) Half duplex
   C) Simplex D) Both A and B
2. For successful communications, amplification of signal is required ----------
   A) at transmitter only B) at receiver only
   C) both at transmitter & at receiver D) None of these

VIVEKANAND COLLEGE KOLHAPUR (Empowered Autonomous) ESTD JUNE 1964

Q.2) Attempt any TWO (Four marks each) **[8 Marks]**

1. Define the noise. What is mean by internal noise? Describe its different types.
2. Explain necessity of modulation in wireless communication?
3. Define the following terms -
   a) Bandwidth, b) Gain c) Attenuation d) Broadband Signal

---**********---

Vivekanand College, Kolhapur

(An Empowered Autonomous Institute)

Internal Examination 2025-26

B.Sc. Part- II (Electronics) (Sem-III) Course Code: 2MIN03ELE31

Course Name: Architecture of 8051

Date: 04/10/2025

Marks: 10

Q.1) A. Select correct alternative (one mark each) **(02)**

i) 8051 has internal ROM of _____

a) 4 KB b) 128 Bytes c) 64 KB d) 256 Bytes

ii) DPTR is a _____ bit register

a) 10 Bit b) 8 Bit c) 16 Bit d) 6 Bit

Q. 2) Attempt any two (4 marks each) **(08)**

i) Explain any two data transfer instructions with examples.

ii) Explain the PSW register of 8051.

iii) Explain any two arithmetic instructions with suitable examples.

****

VIVEKANAND COLLEGE KOLHAPUR (Empowered Autonomous) ESTD JUNE 1964

Sem - III Major

Shruti Ananda Sutar 7761

॥ ज्ञान, विज्ञान आणि सुंसस्कार यासाठी शिक्षण प्रसार ॥
– शिक्षणमहर्षी डॉ. बापूजी साळुंखे

10/10

(अधिकारप्रदत्त स्वायत्त)
कोल्हापूर

VIVEKANAND COLLEGE, KOLHAPUR.
(Empowered Autonomous)

SUPPLIMENT

Jr. Supervisor's Sign. :	
Students Sign. :	
Seat No. :	7761
Seat No. in words :	
Suppliment No. :	19703
Centre -	VCK.

प्र. क्र. Q. No.

1.

1) C) Simplex.

2) B) As high as possible.

(अधिकारप्रदत्त स्वायत्त)
कोल्हापूर

Q 2. 1. • Simplex communication :

One way communication (simplex)

One way communication system or simplex communication is this simplest form of communication

In simplex communication information travel only in one direction

ex., - TV broadcasting
music radio.

• Duplex communication

two way communication (Duplex)

VIVEKANAND COLLEGE KOLHAPUR (Empowered Autonomous) ESTD JUNE 1964

02	Section	Q. No.												
		Marks												

प्र. क्र.
Q. No.

Transmitter → chanel → Reciver.

• Duplex communication :-
It is a two way comunication system. There are two types of duplex.
1. Full Duplex.
2. Half Duplex.

Full Duplex :-
In the full duplex mode the transmition of the information between the sender & reciver can occur symeltenesally
ex., Telephone.

4

Half Duplex :-
In the half duplex mode the information can be send in both direction but we can send one data one time no both data symeltenesally.

ex. Walky talky.

(अधिकारप्रदत्त स्वायत्त)
कोल्हापूर
VIVEKANAND COLLEGE KOLHAPUR (Empowered Autonomous) ESTD JUNE 1964

Section	Q. No.													03
	Marks													

प्र. क्र.
Q. No.

2.

⇒ **Noise -**

Noise is a unwanted signt to added the input signal. It can not remove this signal.

exter noise -

There are three type of Noise :-

1) Man-made Noise
2) atmospheric Noise
3) space Noise

1) **Man-made Noise -**

man-made Noise it produced by spark-producing mechanism such as engine ignition system, electronic motor, etc.

4

2) **Atmospheric Noise -**

It is naturally occursing disterbance in the earth Atmosphere.

3) **Space Noice -**

Noice arises due to sun is called solar noise which is cyclical & reaches peaks about every 11 year.

Internal Noise generated by electrical circuits are of two basic types.

1) Johson Noise / Thermal Noise
2) Shot Noise.

(अधिकारप्रदत्त स्वायत्त)
कोल्हापूर
VIVEKANAND COLLEGE KOLHAPUR (Empowered Autonomous) ESTD JUNE 1964

Shruti Ananda Sutar.

॥ ज्ञान, विज्ञान आणि सुसंस्कार यासाठी शिक्षण प्रसार ॥
– शिक्षणमहर्षी डॉ. बापूजी साळुंखे

(अधिकारप्रदत्त स्वायत्त)
कोल्हापूर

VIVEKANAND COLLEGE, KOLHAPUR.
(Empowered Autonomous)

SUPPLIMENT

8/10 B

Jr. Supervisor's Sign. :	
Students Sign. :	
Seat No. :	7761
Seat No. in words :	
Suppliment No. :	
	19715
Centre	VCK.

प्र. क्र.
Q. No.

1.

1. b) 8.

1

2. b) Flag.

Q 2. 3

⇒ • sign Flag (s):

After execution of any arithmatic & logical operation if D7 of result is 1, the sign flag is set [s=1] otherwise the reset [s=0]

• zero Flag (z):

After the result is arithmatic & logical operation if zero flag is set [z=1] otherwise Reset (z=0]

4

• Auxiliary carry flag (AC)

D3 generates any carry when during

(अधिकारप्रदत्त स्वायत्त)
कोल्हापूर
VIVEKANAND COLLEGE KOLHAPUR (Empowered Autonomous) ESTD JUNE 1964

02 Section	Q. No.													
	Marks													

प्र. क्र.
Q. No.

arithamatic & logic operation, this flag is set [AC = 1] otherwise Reset [AC = 0]

• Parity Flag (P)

If the result of arithamatic & logical operation even number of 1's then flag will be set [P = 1] otherwise Reset [P = 0]

• Carry Flag [CY]

If the result of arithamatic & logical operation any carry will be set [CY = 1] otherwise Reset [CY = 0].

D_7	D_6	D_5	D_4	D_3	D_2	D_1	D_0
S	Z		AC		P		CY

2)

⇒ ① The memory chip requires 13 address lines $A_0 - A_{12}$ to identify 8K registers.

② The remaining address lines $A_{13} - A_{15}$ are connected to the 2 to 4 Decoder.

③ The decoders is enable by A_{15} Address line signal on A_{15} line should be ~~because~~ low because enable pin E is active low.

④ A_{13} & A_{14} address lines are the inputs to the 2 to 4 Decoders. The output $\overline{Y_1}$ is decoder is

VIVEKANAND COLLEGE KOLHAPUR (Empowered Autonomous) ESTD JUNE 1964

Section	Q. No.													03
	Marks													

प्र. क्र.
Q. No.

connected to CE (chip enable) pin memory chip.

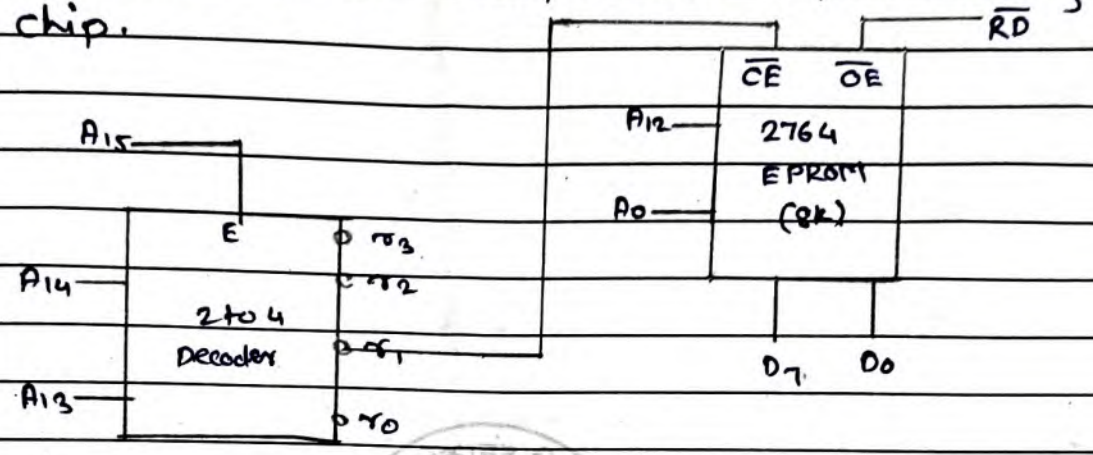

विवेकानंद कॉलेज
(अधिकारप्रदत्त स्वायत्त)
कोल्हापूर
VIVEKANAND COLLEGE KOLHAPUR
ESTD
JUNE
1964
(Empowered Autonomous)

Name - Samiksha Santosh Koli

॥ ज्ञान, विज्ञान आणि सुंसस्कार यासाठी शिक्षण प्रसार ॥
- शिक्षणमहर्षी डॉ. बापूजी साळुंखे

6/10

(अधिकारप्रदत्त स्वायत्त)
कोल्हापूर

VIVEKANAND COLLEGE, KOLHAPUR.
(Empowered Autonomous)

SUPPLIMENT

Jr. Supervisor's Sign. :	
Students Sign. :	
Seat No. :	7760
Seat No. in words :	
Suppliment No. :	
	15837
Centre	VCK

प्र. क्र.
Q. No.

Q.1)

1) 8085 µP is ----- bit microprocessor.

→ 16

2) ---- is a memory pointer register.

→ Flag

(अधिकारप्रदत्त स्वायत्त)
कोल्हापूर

VIVEKANAND COLLEGE KOLHAPUR (Empowered Autonomous) ESTD JUNE 1964

02 Section	Q. No.													
	Marks													

प्र. क्र. Q. No. Q.2) ii)

The 2764 EPROM memory chip requires the 13 address lines A_0 — A_{12} be identify the resisters.

A remaining address to lines A_{13} to A_{15} are connected to the 2 to 4 decoder.

The decoder is enable by A_{15} address line.

A_{15}	A_{14}	A_{13}	A_{12}	A_{11}	A_{10}	A_9	A_8	A_7	A_6	A_5	A_4	A_3	A_2	A_1	A_0
0	0	1	0	0	0	0	0	0	0	0	0	0	0	0	0
			↓	↓	↓	↓	↓	↓	↓	↓	↓	↓	↓	↓	↓
			1	1	1	1	1	1	1	1	1	1	1	1	1
chip selected memory			register selected memory												

2

VIVEKANAND COLLEGE KOLHAPUR (Empowered Autonomous) ESTD JUNE 1964

प्र. क्र.
Q. No.

iii) Flag register of 8085 microprocessor.

• sign flag (s)

A flag execution of any arithematic and logical operation if the P_7 result is 1.

The sign flag is set (s = 1) and reset (s = 0)

• zero flag (z)

If the reset of arithematic and logical operation zero. then the zero flag is set (z = 1) otherwise the reset (z = 0)

• Auxillary flag (Ac)

when P_3 generateries any carry when using the any arithematic and logical operation this flag is set (Ac = 1) otherwise reset (Ac = 0)

विवेकानंद कॉलेज कोल्हापूर (अधिकारप्रदत्त स्वायत्त)
VIVEKANAND COLLEGE KOLHAPUR (Empowered Autonomous) ESTD JUNE 1964

04 Section	Q. No.												
	Marks												

प्र. क्र.
Q. No.

• Parity flag (P)

when the result of arithematic and logical operation contains the even number the reset will be (P = 0) set (P = 1) and when operation obtains the odd number is (P = 0)

carry flag (cy) if any arithematica and logical operation result any carry
(cy = 1) (cy = 0)

D_7	D_6	D_5	D_4	D_3	D_2	D_1	D_0
S	Z		Ac		P		CY

Flag register 8085

VIVEKANAND COLLEGE KOLHAPUR (Empowered Autonomous) ESTD JUNE 1964

Name: Shreeyash Shinde

॥ ज्ञान, विज्ञान आणि सुसंस्कार यासाठी शिक्षण प्रसार ॥
– शिक्षणमहर्षी डॉ. बापूजी साळुंखे

(अधिकारप्रदत्त स्वायत्त)
कोल्हापूर

VIVEKANAND COLLEGE, KOLHAPUR.
(Empowered Autonomous)

SUPPLIMENT

Jr. Supervisor's Sign. :	
Students Sign. :	
Seat No. :	7759
Seat No. in words :	Seven seven five nine
Suppliment No. :	
	19714
Centre :	V.C.R.

4/10

प्र. क्र.
Q. No.

Q1)

1) 8085μpis bit microprocessor

→ [b] 8

2) is a memory pointer register

→ [c] PC

विवेकानंद कॉलेज
(अधिकारप्रदत्त स्वायत्त)
कोल्हापूर

VIVEKANAND COLLEGE KOLHAPUR
ESTD
JUNE
1964
(Empowered Autonomous)

02 Section	Q. No.													
	Marks													

प्र. क्र.
Q. No.

Q2)

1)

→ Semiconductor ~~mat~~ memories are electronic data storage components that use silicon-based integrated circuits ~~(IC~~ (ICs) to store binary data (0s and 1s) using electrical properties they are essential in electronic devices like computers and smart phones, serving as both primary and secondary storage with key types including Read-only memory (ROM) for permanent data ~~and~~ and Random-Access memory (RAM) for temporary data and program instruction

Semiconductor Basis :- Semiconductor materials like silicon have electrical conductivity between conductors and insulators. By adding impurities (doping) their conductivity can be precisely controlled to form the basis of electronic devices, including transistors, which act as memory cells.

memory cells :- A memory cell is a fundamental unit that can store a signal or data (a 0 or a 1)

VIVEKANAND COLLEGE KOLHAPUR (Empowered Autonomous) ESTD JUNE 1964

Section	Q. No.													03
	Marks													

प्र. क्र.
Q. No.

Q2)

3)

→ 3) The flag register ,or status register of an 8085 microprocess is an 8-bit register that stores the status of the results from arithmetic and logical operations using five main flag .Carry (Cy) zero (Z) sing (S) Parity (P) and Auxillary Carry (AC) these flags are set (1) or reset (0) based on the out come of an intrustuction and are corcial for decison making in program allowing for conditional

1

कोल्हापूर

VIVEKANAND COLLEGE KOLHAPUR (Empowered Autonomous) ESTD JUNE 1964

Sem - III Minor

9/10

।। ज्ञान, विज्ञान आणि सुसंस्कार यांसाठी शिक्षण प्रसार ।।

– शिक्षणमहर्षी डॉ. बापूजी साळुंखे

39238

Shri Swami Vivekanand Shikshan Sanstha Kolhapur's

VIVEKANAND COLLEGE, KOLHAPUR (AUTONOMOUS)

SUPPLIMENT

Signature of Supervisor	

Suppliment No. :

Roll No. : 7712

Class : BSC SY

Subject : Principle of Electronic Communication.

Test / Tutorial No. :

Div. :

Q. 1

1) B) Half duplex

2) B) at receiver only

VIVEKANAND COLLEGE KOLHAPUR (Empowered Autonomous) ESTD JUNE 1964

Q. 2]

(1) ① Noise : 'Noise is simply unwanted noise.' Noise is a unwanted signal in the wanted signal which disturbs whole communication medium. It is interruption in wanted signal.

② Internal noise is said to be noise produced by electronic system in communication.

③ Meanly noise have three types :

1) Manmade noise
2) Natural noise
3) Space noise

④ Manmade noise : Manmade noise produces from various mechanical equipment in our daily use or in industrial sectors, like, railways, high speed jets, horns of cars etc.

⑤ Natural noise : Natural noise produces by same of natural disasters, etc. It is actually the high frequency sound produced by natural species or nature. Measurable changes can produce this type of noise in nature.

⑥ Space noise : It define as sounds or noise produces in space or outer space. The noise produced by sun is called solar noise. The frequecy of solar noise gets higher after every 11 years period.

(3) a) Bandwidth :

Bandwidth refers to frequencies over a communication channels.

VIVEKANAND COLLEGE KOLHAPUR (Empowered Autonomous) ESTD JUNE 1964

$$f_B = f_2 - f_1$$

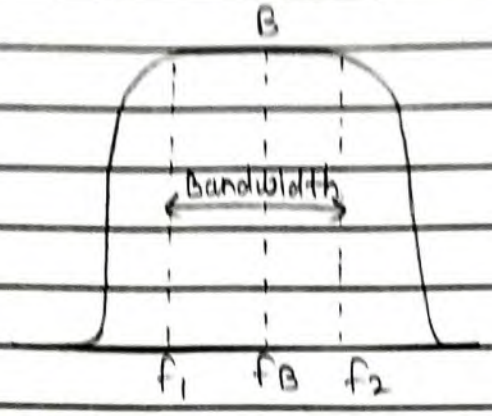

b) Gain : The profit of something or in electronics communication increased strength of signal. example - After ~~apm~~ amplification process we get strong signal of more strength so in the process signal gain strength.

c) Attenuation : Attenuation refers to the loss of strength of signal while propogation of signal ~~reciver to~~ transmiter to reciver.



D) Broadband signal : It is ~~der~~ described as signal with short range but strong frequency signal. because it is have strong frequency network over short range

VIVEKANAND COLLEGE KOLHAPUR (Empowered Autonomous) ESTD JUNE 1964

Samruddhi Krushnat Pawar. 01/10 y

॥ ज्ञान, विज्ञान आणि सुसंस्कार यांसाठी शिक्षण प्रसार ॥

- शिक्षणमहर्षी डॉ. बापूजी साळुंखे

39239

Shri Swami Vivekanand Shikshan Sanstha Kolhapur's

VIVEKANAND COLLEGE, KOLHAPUR (AUTONOMOUS)

SUPPLIMENT

Signature of Supervisor	

Suppliment No. :

Roll No. : 7713

Class : Bsc - II

Subject : Principles of electronic communication.

Test / Tutorial No. : -

Div. : -

Q. 1] i] Communication through walky - talky is a .....

ii] for successful communications, amplification of signal is required .....

Q. 2]

i] Noise - noise can be defined as an unwanted signals arise during the transmission of data from sender to receiver. it can arise due to various factors both internal and external.

VIVEKANAND COLLEGE KOLHAPUR (Empowered Autonomous) ESTD JUNE 1964

Name : Samruddhi Satya Dixit

8/10

।। ज्ञान, विज्ञान आणि सुसंस्कार यांसाठी शिक्षण प्रसार ।।

– शिक्षणमहर्षी डॉ. बापूजी साळुंखे

39240

Shri Swami Vivekanand Shikshan Sanstha Kolhapur's

VIVEKANAND COLLEGE, KOLHAPUR (AUTONOMOUS)

SUPPLIMENT

Signature of Supervisor	

Suppliment No. :

Roll No. : 7714

Class : BSc – SY

Subject : Electronics (Principles of Electronic communication)

Test / Tutorial No. :

Div. :

Q1)

1) Communication through walky-talky is a half duplex.

→ b) Half duplex.

1

2) For successful communications, amplification of signal is required at transmitter only

→ ~~a) at transmitter only~~.

c) both at transmitter & receiver.

1

VIVEKANAND COLLEGE KOLHAPUR (Empowered Autonomous) ESTD JUNE 1964

Q2)

3)

→ a) Bandwidth : The bandwidth of a signal defines as the frequency range over which an equipment operates. Different frequencies or frequency ranges have different bandwidth. It can also be said it is the freq. range over ~~which~~ one half cycle power of the signal.

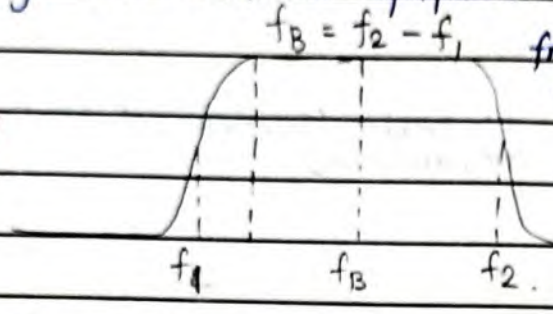

b) Attenuation : The loss of strength of the signal ~~through which~~ while propagating through communication medium is known as attenuation.



4

Original signal

attenuated signal

c) Broadband signal : Broadband communication or Broadband signal simply defines as high-frequency, short-distance transmission of data by different resources of frequency range.

d) Gain : Gain of a signal can be defined as the signal after transmission ~~of~~ or amplification.

VIVEKANAND COLLEGE KOLHAPUR (Empowered Autonomous) ESTD JUNE 1964

Q2]

1)

⇒ Noise : Noise can be defined as an unwanted signal arise during the transmission of data from ~~the~~ sender to receiver. It can arise due to various factors both internal and external taking into account the circumstances.

One of the types of noise experienced during the transmission of data is internal noise.

Internal noise : The unwanted sounds we can get due to damage or glitch in the system or electronic components on the part of the sender is called as Internal Noise.

Types of Internal Noise :

a) Thermal Noise / Johnson Noise : Thermal Noise can arise due to ~~be~~ excessive heating of electronic parts of the system. This type of excessive heating can occur either because of overuse or load of the signal that need to be passed.

कोल्हापूर

VIVEKANAND COLLEGE KOLHAPUR (Empowered Autonomous) ESTD JUNE 1964

Name:- Koustubh Bhaskar Kuwalekar.

॥ ज्ञान, विज्ञान आणि सुसंस्कार यांसाठी शिक्षण प्रसार ॥

– शिक्षणमहर्षी डॉ. बापूजी साळुंखे

8/10

VIVEKANAND COLLEGE, KOLHAPUR

(An Empowered Autonomous Institute)

Assignment

Student's Sign :	Koustubh
Seat No./ Roll No. :	7766
Seat No./ Roll No. In words	seven seven six six
	06216

प्र. क्र.
Q. No.

Q1 i a 4

ii b - 128 to 127

2

Q2 • 8 bit CPU optimation for control ~~pr~~ application
• 4KB of on-chip program memory (RAM)
• 128 byte of on chip program memory (ROM)
• 4 Resister bank
• two 16-bite of timer/counter.
• on-chip oscillator and a clock circuit.
• duplex series transmitter / reciver
• ~~64 bytes programably memory external memory~~
• 64 bytes programable external memory.
• 64 bytes external memory ability.

4

VIVEKANAND COLLEGE KOLHAPUR (Empowered Autonomous) ESTD JUNE 1964

02	Section	Q. No.													
		Marks													

प्र. क्र.
Q. No.

2 1] Adding

- ~~ADD A,Rn~~	~~$R_6 + A = A$~~	~~$R_6 + A \to A$~~	The content of Register R_6 Added content of Register A and the result store in A
- ~~A,~~			
ADD A, Rn	$R_6 + A \to A$	ADD A, R_6	

2] Increment

INC A, Rn	$Rn + 1 \to A$	INC A, Rn	The content of Register Rn increment by the one and the result store in A

3] Decrement

DEC A, Rn	$Rn - 1 \to A$	DEC, A, Rn	The content of Register Rn decrement by the one and the result store in A

4] Multiple

MUL AB	$A \times B \to A(0-7)$ $B(0-7)$	MUL AB	The content of Register A and B multiplying and the result store in A and B.

VIVEKANAND COLLEGE KOLHAPUR (Empowered Autonomous) ESTD JUNE 1964

Section	Q. No.													03
	Marks													

प्र. क्र.
Q. No.

3 flay of Register on the 8051 are called program status word.
they are 8 bit Register
they flay are ~~on 1 byte~~ 1 bit.
They have four math f
They Included carrier (CV), Auxiluary (AV), (OV) (FO)

D_7	D_6	D_5	D_4	D_3	D_2	D_1	D_0
CV	AV	OV	FO	RS_1	RS_0	—	—

2

VIVEKANAND COLLEGE KOLHAPUR (Empowered Autonomous) ESTD JUNE 1964

Name: Apurva Dilip Lokhande.

॥ ज्ञान, विज्ञान आणि सुसंस्कार यांसाठी शिक्षण प्रसार ॥
– शिक्षणमहर्षी डॉ. बापूजी साळुंखे

7/10

VIVEKANAND COLLEGE, KOLHAPUR
(An Empowered Autonomous Institute)

Assignment

Student's Sign :	Lokhande
Seat No./ Roll No. :	7767
Seat No./ Roll No. In words	seven seven six seven
	06217

प्र. क्र.
Q. No.

Q.1

i) 8051 has ---- number of I/O 8 bit ports.

→ c) 16

ii) The range of short jump instruction is ----

→ b) -128 to 127

1

Q.2

i) Features of 8051.

1) 4 kB of on-chip program memory (ROM)

2) 128 bytes of on-chip data memory (RAM).

3) 4 register bank.

4) Two 16-bit of timer/counter.

5) on-chip oscillator and a clock circuits.

6) 8 bit CPU optimation for control application.

4

VIVEKANAND COLLEGE KOLHAPUR (Empowered Autonomous) ESTD JUNE 1964

02	Section	Q. No.													
		Marks													

प्र. क्र.
Q. No.

7) Duplex series ~~Pre~~ transmiter/recevier.

8) 64 bytes external memory ability.

ii) 1) Adding

Add A, Rn	R6 + A-A R6 + A→A	ADD A, R6	The content of register R6 Adding content of register A and the result store in A.

2) Increament

INC A, Rn	Rn+1→A	INC A, Rn	The content of register Rn increament by the one and the result store in A.

3) Decrement

DEC A, Rn	Rn-1→A	DEC A, Rn	The conten of register Rn Decrement by the one and the result store in A.

VIVEKANAND COLLEGE KOLHAPUR (Empowered Autonomous) ESTD JUNE 1964

Section	Q. No.													03
	Marks													

प्र. क्र.
Q. No.

4) multiple.

Mul A.B	A×B → A(0-7) B(0-7)	MUL A.B.	The content of registers A and B multiplying and the result store in A and B.

VIVEKANAND COLLEGE KOLHAPUR (Empowered Autonomous) ESTD JUNE 1964

Pratikraj Jaykumar Malage.

।। ज्ञान, विज्ञान आणि सुसंस्कार यांसाठी शिक्षण प्रसार ।।

- शिक्षणमहर्षी डॉ. बापूजी साळुंखे

7/10

VIVEKANAND COLLEGE, KOLHAPUR

(An Empowered Autonomous Institute)

Assignment

Student's Sign :	Prabhe
Seat No./ Roll No. :	7768
Seat No./ Roll No. In words	06218

प्र. क्र.
Q. No.

Q1]

i] c] 16

ii] b] -128 to 127

Q2]

i] features of 8051:

1] 8 bit CPU optimized for control application
2] two 16-bit timer
3] 4-register banks
4] 4KB of an chipprogram memory (Rom)
5] full dteplex serial data transmitter reciever
6] 128 bytes of an chip data memory
7] 8 bit program status word
8] on-chip oscillator and a clock circuit

4

VIVEKANAND COLLEGE KOLHAPUR (Empowered Autonomous) ESTD JUNE 1964

02	Section	Q. No.													
		Marks													

प्र. क्र.
Q. No.

3] register of 8051

1] PSW is full from is program Status work
2] The Flag register is also Called PSW.
3] Bit Structure.

i] Bit 7 - CF (Carry Flag) :- Indicates carry out & Barrow.

2 ii] Bit 6 (AF) (Auxilary Flag) Carry lower the nibble

iii) Bit 5 (F0) : User diFined the Flag

iv] Bit 4 (RS0) Bit 3 (RS1)

VIVEKANAND COLLEGE KOLHAPUR (Empowered Autonomous) ESTD JUNE 1964