



PROJECT REPORTON

**“Agriculture Accessories Management System”**

SUBMITTED TO

SHIVAJI UNIVERSITY, KOLHAPUR.

FOR THE AWARD OF

**“B.Sc. COMPUTER SCIENCE (ENTIRE)”**  
(part III)

BY

**ANURADHA ANNASO MALI**

**Roll No: 9466 Seat No:**

**VAISHNAVI VILASGHUNAKE**

**Roll No: 9450 Seat No:**

UNDER THE GUIDANCE OF

**Miss. N.N. Bargale.**

(DEPARTMENT OF BSc. COMPUTER SCIENCE ENTIRE)

THROUGH

VIVEKANAND COLLEGE, KOLHAPUR. (Autonomous)

2022-2023



"Dissemination of Education for Knowledge, Science and Culture."  
- Shikshanmaharshi Dr. Bapuji Salunkhe

Shri Swami Vivekanand Shikshan Sanstha's


**VIVEKANAND COLLEGE, KOLHAPUR.**  
**(AUTONOMOUS)**  
**CERTIFICATE**




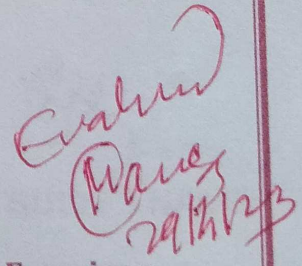
This is to certify that, Mr. /Miss.  
**Anuradha Annaso Mali.** has satisfactorily  
carried out project work entitled "**Agriculture  
Accessories Management System**" for  
Vivekanand College (Autonomous), Kolhapur  
as partial fulfilment of the course B. Sc.  
Computer Science (Entire)(BCS) Part - III in  
Computer Science of Shivaji University,  
Kolhapur for academic year 2022-23.

Place : Kolhapur

Date :

  
Head  
Dept. of B. Sc. Comp. Sci. (Entire)  
Vivekanand College, Kolhapur.

  
Principal  
Vivekanand College  
Kolhapur.

  
Examiner





**VIVEKANAND COLLEGE, KOLHAPUR (Autonomous)**

## GUIDE'S CERTIFICATE

This is to certify that **Anuradha Annaso Mali** under the guidance of Miss. N. N. Baragale satisfactorily completed the project work on "**Agriculture Accessories Management System**" for the practical fulfilment of B.Sc. Computer Science Entire (Part-III)

**SHIVAJI UNIVERSITY, KOLHAPUR** during the academic year 2022-2023 To best knowledge & belief the matter presented by them are original & not copied for any source. Also, this report has not been submitted earlier for the award of any Degree or Diploma of Shivaji University or any other University.

Date: 24/04/23

Place: Kolhapur

GUIDE'S NAME:

Miss.N.N. Baragale.



## DECLARATION

Respected Sir,

I undersigned hereby declare that this project entitled "**Agriculture Accessories Management System**" is conducted under the guidance of **Miss. N.N. Bargale** this is my original work. The empirical finding in the report is based on the work conducted by me personally & is not a reproduction of any source.

If my work is found to be copied, then I will be liable to be punished under the rule.

Date:-

Place: - KOLHAPUR

**STUDENT'S NAME: 1) Anuradha Annaso Mali**

*Mali*

**Roll No: 9466**

**2) Vaishnavi Vilas Ghunake**

*Ghunake*

**Roll No: 9450**



## ACKNOWLEDGEMENT

This report has been made through direct & indirect cooperation of various person for whom we wish to express our appreciation & gratitude.

We are very thankful to **Miss. N. N. Bargale** For guiding throughout our project & exceeding useful cooperation during the period with discussion & guidance to success our project works.

Words are insufficient to express our appreciation for the valuable advice & continuous motivation provided by BSc. Computer Science Entire (Part-III) Department of Vivekanand College. I take this opportunity to express our deep gratitude to **Miss. P. M .Dessai (H.O.D. BSc (C.S.) Entire dept)** & **Dr. R.R. Kumbhar, Principal Vivekanand College Kolhapur (Autonomous).**

**STUDENT'S NAME: 1) Anuradha Annaso Mali**

**Roll No: 9466**

**2) Vaishnavi Vilas Ghunake**

**Roll No: 9450**



# INDEX

SR NO.	CONTENTS	Page no.
1	INTRODUCTION TO PROJECT	1 - 2
	<ul style="list-style-type: none"><li>• INTRODUCTION</li><li>• EXISTING SYSTEM</li><li>• NEED &amp; SCOPE OF COMPUTER SYSTEM</li><li>• ORGANIZATION PROFILE</li></ul>	
2	PROPOSED SYSTEM - REQUIREMENT ENGINEERING <ul style="list-style-type: none"><li>• REQUIREMENT GATHERING</li><li>• OBJECTIVES</li><li>• SRS</li></ul>	3 - 7
3	SYSTEM ANALYSIS & SYSTEM DIAGRAMS <ul style="list-style-type: none"><li>• DATA FLOW DIAGRAM</li><li>• ENTITY RELATIONSHIP DIAGRAM</li><li>• UML</li></ul>	8 - 10
4	SYSTEM DESIGN <ul style="list-style-type: none"><li>• DATABASE DESIGN</li><li>• INPUT DESIGN</li><li>• OUTPUT DESIGN</li></ul>	11 - 52
5	IMPLEMENTATION - SYSTEM REQUIREMENTS <ul style="list-style-type: none"><li>• HARDWARE</li><li>• SOFTWARE</li><li>• USER GUIDELINE</li></ul>	63 - 68
6	OUTPUTS	54 - 62